



CORVAIR FAN



CENTRAL NEW YORK CORVAIR CLUB
NOVEMBER 2020



IN THIS ISSUE

Page 1– Prez Sez

Page 2 — activities

Page 3 - kitchen corner
club officers

Page 4– Tim's Tech Time and
Ramblin's

Page 5— pictures

Page 6 pictures

Page 7– ads

FOR OBVIOUS REASONS WE CANNOT HAVE OUR REGULAR BUSINESS MEETINGS UNTIL THE VIRUS PANDEMIC IS OVER WITH. WE'LL KEEP YOU INFORMED AS WE GET INFO OURSELVES.



THE PREZ SEZ .

I hope all is well with all of our members of the Central;NY Corvaire Club. Winter is just starting, another 4 months to go until Spring. The Covid Virus is here, but the good news is vaccine will be ready in a couple of weeks. Maybe the car shows and cruise ins will be here again. We can only hope and pray for the Virus to go away.

My 61 Loadside is just about ready to go, can't wait. The Loadside runs great, Thank you Tim and Thanks go out to Paul McCarty for a terrific paint job.

Thats all for now, stay safe and healthy. Till next month

Phil CNYCC





PLEASE NOTE

Meetings are returning to the first Thursdays of the month. Located at the OTB Phoenix Sports Restaurant. We have our own room to eat and have our meetings. Meetings start 7:00 — please come earlier if you'd like to eat so we can start the meetings on time. Nov, Feb & March we'll meet on Sundays at 1:00. Meeting at 1:00, come earlier to eat.

ACTIVITIES

Mike, owner of the OTB has agreed that we can hold our regular Thursday evening meetings the first Thursday of each month. We'll do this starting in April. In November we'll do our meetings once again on Sundays at 1:00 so we can all get there and home safely in the daylight.

— NO MEETINGS UNTIL FURTHER NOTICE

As mentioned in the letter I E mailed to everyone in the club I will no longer be trying to plan events or activities. If at any time anyone has an event or activity you'd like to present to the club, please feel free to plan it. Send the info to Tim or Rita and it'll be printed in the Fan.

Call Tim or Rita at 689-3366 or E mail Tim at N2VZD@aol or ritac44@aol.com

If you know of shows that may be of interest for our members to attend let us know so we can pass them on. Since there's little interest in doing activities as a club I'll put the shows on the activity list so anyone interested in going will be aware of what's out there. Be sure to send us the info. Thanks.



"Boy, time sure flies when every day is joyless and exactly the same."



Kitchen Corner

Cheesy Bread

- 1 c mayonnaise
- 1/2 c butter, softened
- 1 c shredded cheddar cheese
- 1/4 c grated parmesan
- 1 clove garlic, minced
- 3 green onions, chopped
- 1 loaf French bread

Combine all but the bread. Slice bread horizontally and spread mixture on both halves. Bake, uncovered, at 375° until golden about 10 to 15 mins. Slice to serve.

Turkey Spinach Lasagna


- 9 lasagna noodles, cooked and set aside
- 1 lb bacon
- 2 lbs ground turkey
- 1 9 32 oz) spaghetti sauce
- 1 (16 oz) pkg frozen spinach, thawed & drained
- 2 (15 oz) containers ricotta cheese
- 2 c finely shredded mozzarella cheese
- 1 1/2 c parmesan

Cook bacon until crisp, Drain and reserve 2 Tbl drippings. In same skillet brown turkey, drain. Add sauce and warm through. Mix spinach & ricotta; set aside. Spread small amount of turkey mixture in bottom of greased 9 X 13 pan. Layer 3 lasagna noodles, then half of remaining turkey mixture and half the cheeses. Top with 3 noodles; spoon spinach mixture over top. Sprinkle with bacon. Top with remaining noodles, remaining turkey mixture and remaining cheeses. Bake uncovered at 350° for 30 to 40 mins. Cool 15 mins before cutting.

Frozen Peanut Butter Squares

- 3 c finely crushed oreos (about 30)
- 6 Tbl butter, melted
- 2 1/2 c heavy cream
- 1 (14 oz) can sweetened condensed milk
- 1 c peanut butter
- 1 (3.29 oz) king sized Snickers candy bar, coarsely chopped

Combine cookie crumbs & butter; mix well. Press in bottom of 9 X 13 pan. Using mixer beat heavy cream until stiff peaks form. Add condensed milk and peanut butter and beat until thoroughly mixed. Spoon peanut butter mixture evenly into cookie crust. Sprinkle chopped candy on top, cover, and freeze 4 hours or overnight.



2011 CNYCC OFFICERS

President
Phil Domser
315-732-1262
E-mail - pdomser1@yahoo.com

Vice President
Pete Okussick
315-252-8105
E-mail - Pokus4@msn.com

Secretary

POSITION OPEN

Treasurer
Kevin Fear
315-492-9553
E-mail - monza64@aol.com

Membership
Gloria Fear
315-492-9553
E-mail - globug39@aol.com

Editors/ Events
Tim and Rita Colson
315-689-3366
E-mail N2VZD@aol.com or ritac44@aol.com

Web Master
Jim Smith
pjsmith264@windstream.net



TIM'S TECH TIME AND RAMBLIN'S

Greetings from "The Little Corvair Shop in Memphis NY". Some months I have a hard time getting inspired to get this column together. Then I get rolling and run out of space!

With all the Covid 19 Virus stuff going on , for who knows how long , everything to do with gatherings is so up in the air no-body can plan on events to add to the calendar. This could take 90 days or 90 YEARS , they don't really know how to handle this mystery yet. This is all like a bad dream. There is too much unknown involved , and overanxious people will just make it last longer. At least I have the busy shop and my ham radio to keep me occupied. We only got in a few "day trips" in the rampy , now cutting them down to half daytrips so we do not have to stop anywhere to eat or..

The Rampy is running good. With this combination of motor and differential , but I miss the added Pep of the 3:55 differential at times. It would be perfect in a car with the 13 inch tires and lighter weight.

I have another project here for this winter. It is like the one I did last year, only this one is for a 62 Lakewood. This motor will be a 164cu inch , with 270 cam , 060 oversize full fin cylinder assemblies . I will also be rebuilding the powerglide and the differential. The wagon has a nicely done A/C system with a mix of factory and aftermarket parts. They had to get creative to make it all work.

I am still working on the 8 door van project , which is no fun at times. There are so many little details that crop up , it goes slow. It will be nice when finished (and rare!).

Another project waiting is the club display motor for the trailer.. This one will be an eye catcher. It is a 64 turbo motor donated by Rick Gaffney from Georgia. It will need a ton of clean up and repair , but I think almost everything needed is there. I also plan on a Spyder dash mounted better than the last setup. So I am not bored here. Add to that my major project of moving my radio room / office upstairs into a bedroom , including wiring , antennas and computers (3 needed) it adds up to a major job. It is mostly useable now , but a LOT of work has to be done before I can fully use it for all of my radio programs.

The only other thing local that I heard about has been Amy buying a very nice 62 Olds Cutlass 2 door. It is a rare like new car found down near New York City. Her nice 62 Corvair 4 door is for sale. She still wants a Corvair again , maybe an FC even. Both of her cars are now put away for winter.

If at all possible , I need to paint our 64 A/C coupe . I also have a punch list of items to do to the Rampy. My body does not like working like this all the time. Things get heavier for me to move each year. . Like I always say , cleaning and detailing parts takes a lot of my time.

Once again I have had not much input from our long lost members. I hope we can keep the club together during all this setback. If you are able to do the computer program / app called "Zoom.us " please let me know. If not , please look into it , it might be a way to see each other once in a while. All of the radio clubs now use it for monthly meetings over the computers (or even cell phones) and we enjoy it. We could organize a time to get together on Zoom once a month. There is a charge for the full version , but free works for 40 minutes now. If enough people got it working , we could talk the club into underwriting the cost (not that much). You need a webcam and microphone to use it. I suggest everyone looking into it , it will have other uses now also. The annual C O R S A meeting this years was a "Zoom" meeting well attended by @70 people.

Also PLEASE send pictures to the club website when you can. Let the rest of the Corvair world know what's going on here. You must be doing something to or with your vehicles?

From Tim in Memphis (NY).

http://cnycorvair.com/Little_Corvair_Shop.php

(Thanks to webmaster Jim Smith)

The new office / "hamshack" so far



AMY's 62 Buick Skylark



SOME PHOTOS FOR JULY



This is Phil Domser's new Loadside, hot out of the body shop. It is gorgeous! It has functional Lake pipes hooked to a 4 carb motor and 4 spd transmission. All new interior, wheels, tires and a custom made cover for the bed coming soon. It is a real head turner on the road!



This is the 64 coupe from Texas with factory A/C that I have done all the mechanical work on, now needs paint. It has the Spyder dash, all new interior parts, newly redone motor with cam and full fin 60 oversize cylinders, dual exhaust, and a lot of added electrical stuff. It also has the now unavailable Hands wheels. It drives very nice and very snappy. Now if I can live long enough to get it painted...



A few pictures from the early 90's. The yellow Spyder convert was salvaged from a \$100.00 rusty wreck. We enjoyed over 20 years of driving and showing it. The "Domser for senator" sticker is also from the past

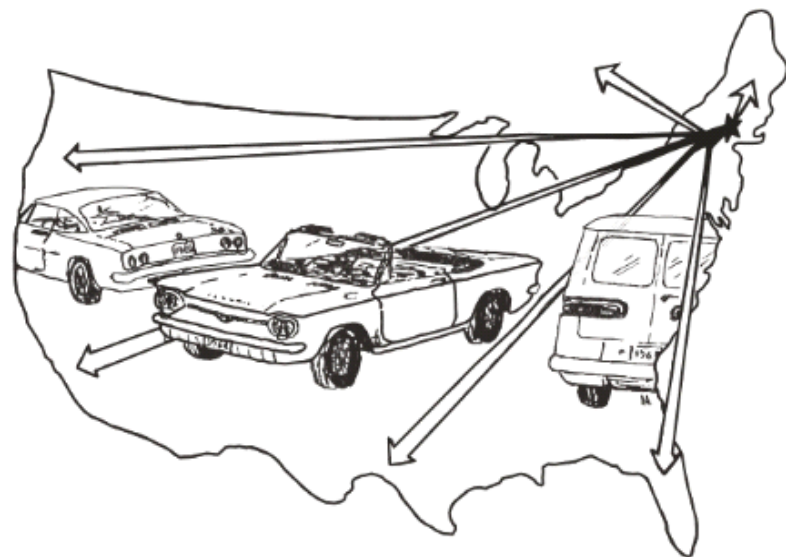
Stay Safe



Activities that involve low risk for contracting Coronavirus (COVID-19). [#CorvairVagabond](#)

- * Hang out with your Corvair
- * Drive your Corvair
- * Eat a homemade taco in the driver's seat of Corvair
- * Tell your Corvair you love her.
- * Study Pathophysiology in Corvair
- * Tell Corvair you have all kinds of parts waiting for her
- * Work on Corvair
- * Remind your Corvair she's a good Corvair
- * Sit on a chair and look at your Corvair
- * Vacuum Corvair
- * Wash Corvair
- * Dry Corvair
- * Buff Corvair
- * Shine the chrome on Corvair
- * Clean oil stains off the driveway from your Corvair
- * Tell Corvair jokes about Ralph Nader
- * Send pictures of your Corvair to cheer up people
- * Fix that tail light that never really worked on Corvair
- * Listen to motor hummmmmmmmmmm with Corvair.

FROM FACEBOOK Thanks to Amy for that one



® WE WISH TO THANK ALL THE SPONSORS AND SUPPORTERS OF OUR CLUB AND THE RECALL. WITHOUT THE HELP THEY PROVIDE WE COULD NOT DO IT, PLUS THE WORDS "CORVAIR PARTS AND SERVICES" WOULD BE HISTORY..

Clark's Corvair Parts®

Our catalog lists over 15,000 parts for your Corvair. We carry engine parts, body panels, upholstery and much more! There are 1,000's of reproduced items available, pages of technical information and lots of other helpful hints.

Check us out at www.corvair.com or call today to order a copy of our printed catalog. You will quickly see why we are the world's largest supplier of parts and all your other Corvair needs. Clark's - More than Parts!

Clark's Corvair Parts® 400 Mohawk Trail, Shelburne Falls, MA 01370

(413)625-9776 www.corvair.com email: clarks@corvair.com

Clark's Corvair Parts®




635-5681 7AM — 7PM
MONDAY – FRIDAY


Worldwide supplier of Corvair parts, service, and accessories for over 20 years!



CALIFORNIA CORVAIRS

15088 La Palma Drive, Chino, CA USA 91710
Open: Tuesday - Saturday 10am - 6pm (PST)

E-Mail Us!  

(951) 284-3555
Fax: (951) 284-3777








At California Corvairs, we offer an outstanding variety of high-quality, rust-free sheet metal and replacement body panels from across the western U.S.! Over 50 parts vehicles on-site! Hey, what did you expect?

CALIFORNIA CORVAIRS HAS THE BEST RUST-FREE BODY PANELS!

We also carry thousands of pre-sorted new, used, NOS, and re-built parts...

If we don't have what you're looking for, we'll help you find it!



And remember, if you're in the market for either a running Corvair or project vehicle, we usually have a good selection available for sale...Ask Us!

ORDER OUR CATALOG!...A full 8 1/2" x 11" in size, with over 120 pages of detailed parts information, illustrations, and complete price guide. Just \$6 mailed direct to your door!

Home **PARTS** Services About Us Links Fun Stuff

Home **PARTS** Services About Us Links Fun Stuff

CENTRAL NY CORVAIR CLUB INC
PO BOX 616
JAMESVILLE, NY 13078

postage



www.cnycorvairst.com

C.N.Y.C.C. MEMBERSHIP



NAME: _____

STREET ADDRESS: _____

CITY: _____ STATE: _____ ZIP: _____

TELEPHONE: _____ E-MAIL: _____



ARE YOU A MEMBER OF CORSA? _____
PLEASE JOIN NOW! Ask us for details
HOW MANY CORVAIRS TO YOU OWN? _____ PARTS? Y ___ N ___

CENTRAL NEW YORK CORVAIR CLUB WELCOMES YOU.
PLEASE FEEL FREE TO ADD ANY COMMENTS TO THIS FORM.

Please remit form and dues (\$25.00) to:

Central New York Corvairst Club
Gloria Fear
P.O. Box 616
Jamesville, NY 13078



JOIN US
Corvairst Fans come join the Central New York
Corvairst Club. We are a fun group! We have
an outing every month and a business
meeting once a month. We have tech sessions
every once in a while. We would like new
members and new ideas. We are a very social
group and wives are always invited. For more
information please call Kevin or Gloria Fear
at 315-492-9553. We hope to see you at the
next meeting.