



CORVAIR FAN



CENTRAL NEW YORK CORVAIR CLUB
JUNE 2021



IN THIS ISSUE

Page 1– Prez Sez

Page 2 — activities

Page 3 - kitchen corner
club officers

Page 4– Tim’s Tech Time and
Ramblin’s

Page 5— pictures

Page 6 pictures

Page 7– ads

Phil has arranged for an in person meeting at the OTB on June 3rd — see his note below..

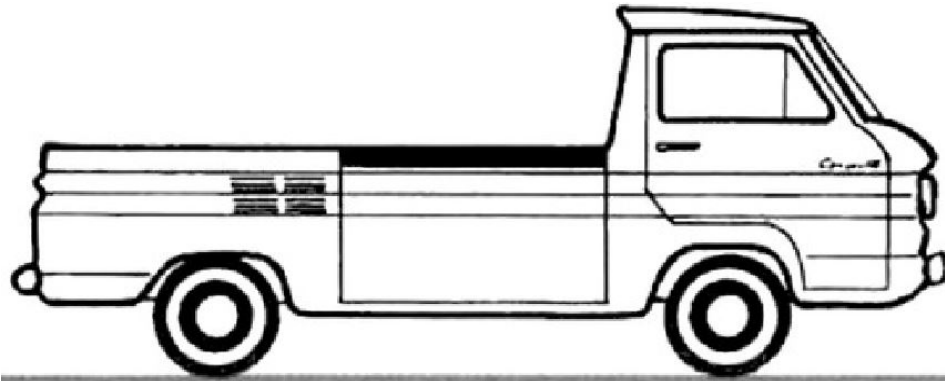


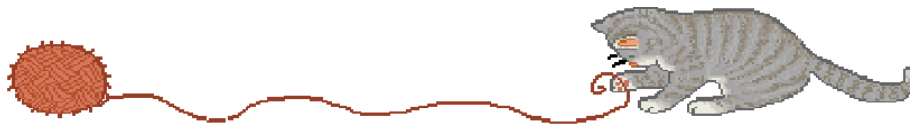
THE PREZ SEZ a few words

It's time to get back together again. Our monthly meetings will start June 3rd at 7pm. We will need to wear face masks and social distancing. Come early if you plan on eating.

Hopefully we can get back to driving our cars soon.

It has been a long year since our last meeting. I am sure that there will be a lot to discuss. from Looking forward to seeing you all again. Phil +CNYCC





EVENTS

We're having a hard time trying to get interest in doing any rides or tours. The last few Tim & I have arranged having drawn very little interest. I'm turning once again to our members in hopes that you know of maybe some closer smaller places of interest that our whole group can enjoy.

It would require planning a meeting place, running a route several times to make sure of timing, construction, bathroom facilities, etc. Then finding a place to have a short tour or shopping interest and a meal afterwards.

We used to have fun on these rides and always had a full group of people attend. The last few we've had I have to say I've been terribly embarrassed after arranging with the owners of places for a tour and/or meal and walk in with 6 people. I know there has to be a whole lot of places that aren't in tourist guides that you all know about. Please —— help glue this club back together and offer to plan something for all of us to have a fun day with.

Let us know what you have in mind and we will of course have it in the Fan but Tim will send special E mail notices out for you as well. We just need all your cooperation for this to happen.

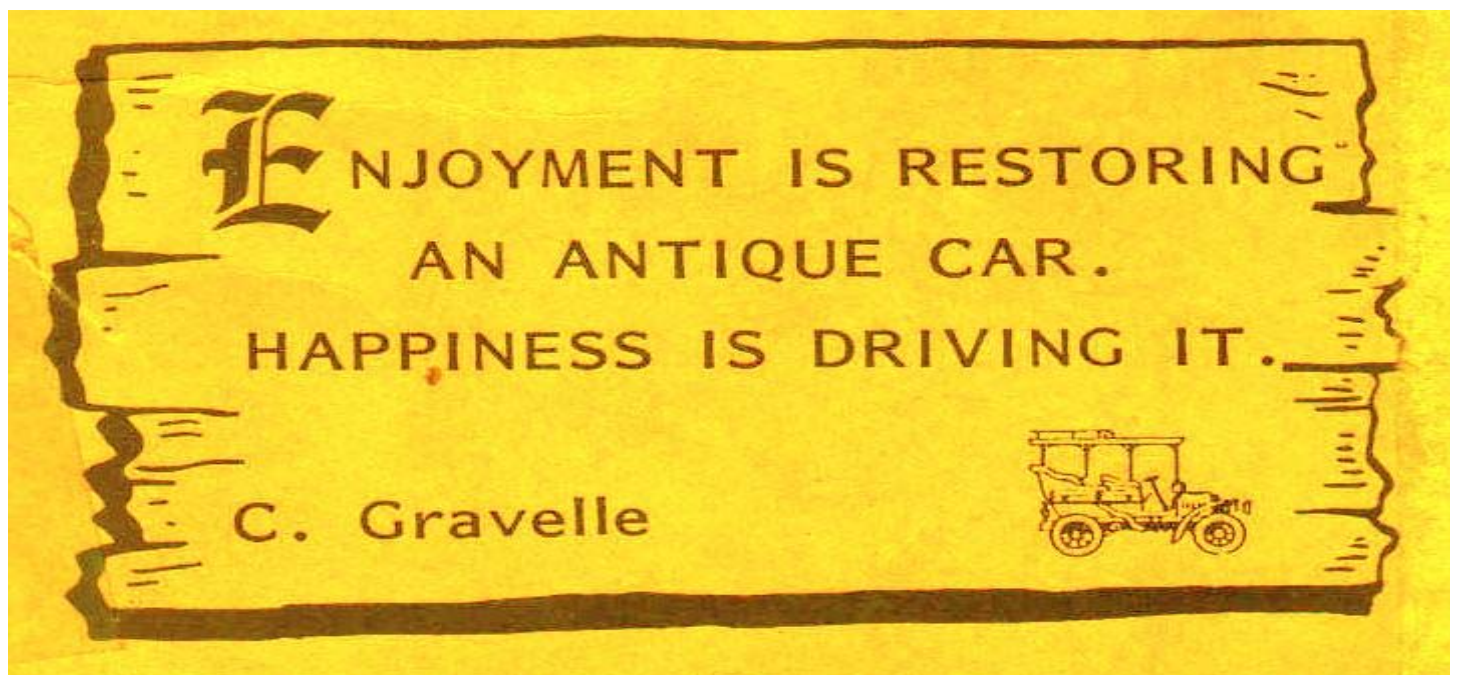
As far as actual meetings are concerned —— more to be announced on that. Hopefully everyone will have their vaccinations done and masks will only be required indoors. So more to come on that.

I've been checking the internet for info on car shows but so far everything through July is canceled except for the show at the fairgrounds. We personally feel that too much of a risk and will not attend that mob scene but if you have info and want to attend as a group be sure to let us know so we can publish it for you. Everyone has to determine what they're comfortable with as far as the spread of the virus is concerned.

Hope we hear from you soon to get something going again!

June 3rd —— regular business meeting 7 p.m. OTB

July 16 — 18 —— Right Coast Syracuse Nationals. Go on line for application





Kitchen Corner

Spinach Artichoke Dip

1 (10 oz) pkg frozen chopped spinach, thawed and squeezed dry
 1 (8 oz) pkg cream cheese, softened
 $\frac{3}{4}$ c grated parmesan cheese
 $\frac{1}{4}$ c mayonnaise
 1 tsp lemon juice
 $\frac{1}{4}$ tsp ground red pepper
 $\frac{1}{4}$ tsp garlic powder
 1 (14 oz) can artichoke hearts, drained and chopped

Preheat oven to 350. Spray a 1 qt casserole dish.
 Combine spinach, cream cheese, parmesan, mayonnaise, lemon juice, ground red pepper and garlic powder. Beat until blended. Stir in artichoke hearts and spoon into prepared casserole. Bake 30 to 35 mins until edges are golden.

Lemon Pepper Shrimp Orzo


2 cups cooked orzo
 3 $\frac{1}{2}$ Tbl lemon juice, divided
 2 Tbl fresh curly parsley, chopped
 $\frac{1}{2}$ tsp salt
 1 tsp black pepper
 1 $\frac{1}{2}$ lb shrimp, peeled and deveined
 2 Tbl butter
 2 cloves garlic, minced

Stir together orzo, 1 $\frac{1}{2}$ Tbl lemon juice, parsley, salt, $\frac{1}{2}$ tsp pepper.. Keep warm. Melt 1 Tbl butter in lrg skillet over med-high heat. Add half of shrimp and sauté about 2 mins or until shrimp are almost done. Remove to a plate. Add remaining shrimp to skillet, sauté 2 minutes and remove to plate. Add remaining butter to skillet. Add garlic, cook 30 secs to 1 min. Add shrimp, remaining lemon juice and remaining pepper. Stir until shrimp are coated. Cook 1 min, Serve over orzo.

No Bake Lemon Blueberry Dessert

3 c graham cracker crumbs
 $\frac{3}{4}$ c butter, melted
 2 (8 oz) pkg cream cheese, room temp
 1 c sugar
 $\frac{1}{3}$ c lemon juice
 1 cup milk
 1 box instant lemon pudding
 1 (21 oz) can blueberry filling
 1 (16 oz) cool whip, thawed

Mix graham crumbs and butter. Set aside $\frac{1}{2}$ c Press Crumbs in 9 X 13 dish and let set up in refrigerator. Mix together cream cheese and sugar until light & fluffy. Add lemon juice and milk. Mix thoroughly. Add dry pudding mix and mix thoroughly. Batter will be thick. Drop by dollops onto crust and spread evenly. Spread filling over lemon layer. Top with cool whip & reserved graham crumbs. Refrigerate at least 2 hours.



President
 Phil Domser
 315-732-1262
 E-mail - pdomser1@yahoo.com



Vice President
 Pete Okussick
 315-252-8105
 E-mail - Pokus4@msn.com

Secretary

POSITION OPEN



Treasurer
 Kevin Fear
 315-492-9553
 E-mail - monza64@aol.com



Membership
 Gloria Fear
 315-492-9553
 E-mail - globug39@aol.com




Editors/ Events
 Tim and Rita Colson
 315-689-3366
 E-mail N2VZD@aol.com or ritac44@aol.com



Web Master
 Jim Smith
 pjsmith264@windstream.net

2011 CNYCC OFFICERS

Stay Safe



TIM'S TECH TIME AND RAMBLIN'S

Greetings from "The Little Corvair Shop in Memphis NY". Some months I have a hard time getting inspired to get this column together. Then I get rolling and run out of space! It has been way too long since last newsletter, for that I apologize. Nobody sent me a note wondering, so sometimes I wonder if the FAN gets read? Anyhow, behind the scenes people are working on a SAFE way to meet up again soon. We believe in masks and shots. More on this very soon. I wish we could do like other groups and get everybody running Zoom software for online meetings, that is working great for many group / club meetings including corvair clubs and CORSA meetings. Gradually as people get the shots things should start opening up again.

I have not changed much here, just working my butt off in the shop and doing my ham radio things. We have not even gone on any day trips yet, but hope to soon now that the salt is off the roads. We do get out once in a great while just riding up along the lake.

I am working on the Domser Van project and the motor as much as I can. I am ready to fire up the motor for the first time. I will be tied up for the next few days with other things, so next step will get it running and make adjustments to timing, valves, carbs etc. Then put the real valve covers on and get on with the differential and powerglide rebuild.

I have rebuilt vent windows for Rumpy, now for the time to install them. The old ones have been noisy and leaking for years. I also hope to get the tailgate redone soon. It has chips and issues. I have been playing with different LED lighting options for the Rumpy and the coupe. A guy can have lots of fun on Amazon looking at all the new products.

We would like to have some club day trips or something do with our cars, but the last few times we tried only a few showed up. So we have lost interest. Anybody else want to try, please do. It is not fun to spend time (and money) planning something nice and have no one show up. Even going to shows as a group is tough now. A lot of the shows want you to show up together in order to park together. We hope to be able to do that again soon without worry.

I think I have everything but the time and muscle here now to build a display TURBO motor for the club trailer. It will be work cleaning everything up and going thru the motor, but it all there waiting, thanks to Rick Gaffney, who brought it here from Georgia. I certainly will need lifting help at times when I can get going on it. It will be next in the shop when I finish the project I am working on now. I hope the club has not lost interest, I sure have not!

Speaking about the club, I ended up with some things to do with the earliest days of putting the club together. A lot came from Ron Fausak. I also will have several older issues of the CORSA Communiqué available soon. I am trying to organize a lot of my library. Moving my office to a room on the main floor has been quite the adventure. Setting up new book cases and all the Ham radio and Computer equipment is a lot of work. Then I had to install all new coax wires along with a lot of added power outlets with protectors. Most of it is working good now, still have outdoor work for antennas. I work all this in between stuff going on out in the shop.

This Email will include several car show information flyers that came in recently. Another one we would like to get to is in Weedsport on Wednesday nights at DB's. I think I have a willing substitute to do the radio net I do so we hope to get there this year. The one time we got there in the past was a very good time.

Does anybody have stories on how you have been spending your "Covid time" with the cars? Or is it a secret?

Once again I have had not much input from our long lost members.

Also send pictures to the club website when you can. Let the rest of the Corvair world know what's going on here. You must be doing something to or with your vehicles? As you have probably figured out by now, I am finding it harder to keep all the incoming sorted out (lots of dupes and triples etc) and forwarded in a timely manner. Putting this issue together has taken me months to do. I may shrink it down if no other input comes in. I have a LOT going on here.

From Tim in Memphis (NY). http://cnycorvair.com/Little_Corvair_Shop.php (Thanks to webmaster Jim Smith)

Being around people outside is safer by orders of magnitude than inside if simple rules are followed. Based on the latest science, if we follow the rules below, we should be able to gather

Not showing symptoms

Social distancing

Wear a mask when near other people (optional outdoors)

Getting both of your shots is important also.

SOME PHOTOS



This is the latest motor project. It is in a Factory FC (for a Lakewood) but with late model guts. It has 60 over Clark's pistons and Cylinders. It has the 270 cam . So far everything is looking good . I had to repair a few threads in the heads , the repairs worked good. The motor has been started for the first time , but I ran out of time and will finish it next week. It needs timing tweaked and valve adjustment yet. Then I get to rebuild all the fabric on the shrouds then on to the Differential and Powerglide, I also rebuilt the carburetors , distributor , alternator, and starter.



The 'California Van' project has been a huge challenge. Latest one was all 3 wiper motor bolts were rusted solid and snapped off. One broke flush. No way to get a drill in there so finally I used a dremel with a dental burr sideways to burn thru it. The threads survived after running a tap thru them. Now I need to finish wiring and dash install (Spyder dash of course). I will celebrate big time when this one is done!



WELCOME TO SYRACUSE, NEW YORK

"Corvair-Town 1982"

They called it "White Gold" and it was yearned for by both the Indians and the new white settlers alike. This white gold, which we today know as salt, was to transform a wilderness into what is now, nearly 200 years later, rated as one of the top ten metropolitan areas in the United States.

The first of the early white settlers, Ephraim Webster, moved into the area and made it his permanent home in 1786. Webster's camp-style home was located along Onondaga Creek, and became known as Webster's Landing.

During the early years, Webster encouraged others to join him. Among those who did so was Asa Danforth, who came with his wife and daughter, and his good friend Comfort Tyler. These three men, together with James Geddes, became the founding fathers of Syracuse, which was then known as Salina.


Asa Danforth was a farmer who took time out to teach the area's native Onondaga Indians his methods for farming, in exchange for which they taught him their hunting skills. Folklore has it that Danforth's granddaughter was the first white child born in the area. With the help of Comfort Tyler, the Danforth family improved the methods of salting which were previously used by the Indians; built a saw mill; erected a tavern; founded a local government; and worked to promote the building of the Erie Canal.

The dream of the Canal became a reality years later when in the early 1800's the local swamp land, covering most of the area, was drained. In order to do this, Onondaga Lake was lowered by two feet, this in 1822 under the watchful eye of Joshua Forman. This allowed the canal to open eastward two years ahead of schedule, and gave the community, by then renamed "Syracuse" (1820), room for new growth.

Growth soon came in the form of the railroad, which came through Syracuse in 1839, giving way to more growth. By the mid-1840's, banks (1839), water systems (1841), illuminating gas (1849), and newspapers (1814), as well as police and fire services, came to pass in the budding metropolis of Syracuse.

As Syracuse grew, it became known for its merchandising and industries. As the 1890's drew to a close, an enterprising young man by the name of Charles E. Chappell opened his first store at 205 South Salina Street in downtown Syracuse. The store, first known as the Bacon-Chappell Co., in 1914 became known as Chappells which remained in downtown Syracuse for 78 years. Chappells currently maintains four large department stores in the Syracuse area.

Among other companies to which the area gave birth are New Process Gear (1904), now a division of Chrysler Corporation; Crouse-Hinds Co. (1897), now a division of Cooper Industries; Carrier Corporation (1922), a division of United Technologies; New York Telephone (1880); Lipe-Rollway Corporation (1880); Syroco (1890), a division of Dart Industries; Syracuse China Corporation (1858); Crucible Steel (1876), a divi-



**Onondaga County Courthouse.
Syracuse is the County Seat and hub of the
Empire State.**

sion of Colt Industries; Syracuse Gauge Co. (1920); Solvay Process (1881), a division of Allied Chemical Corporation; and Syracuse Supply Company (1885).

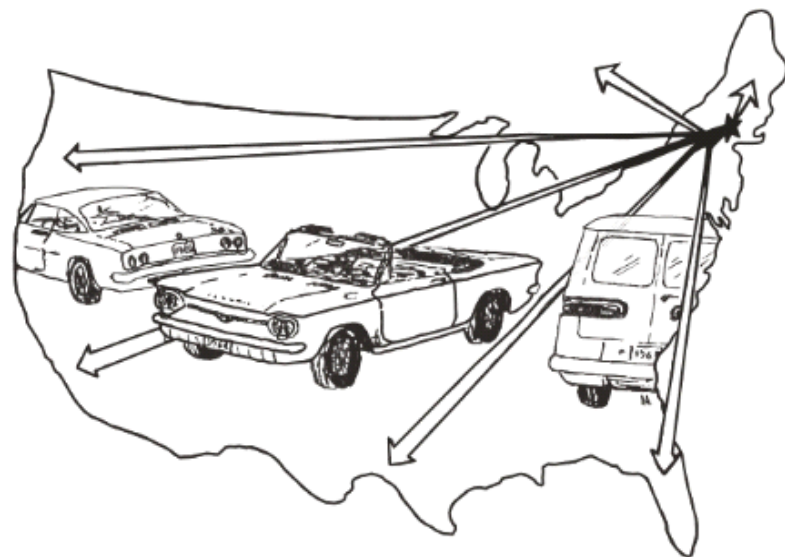
Today, nearly 200 years from its birth, Syracuse is considered by some to be one of the most desirable areas of the country. In fact, according to a recently published work by Richard Boyier and David Savageau, entitled, "Places Rated Almanac", Syracuse ranks seventh overall among 277 metropolitan areas studied across the United States in terms of desirability as a place to live.

We who live here have no reason to disagree with this conclusion and hope that during your stay here you will take time off to see some of the sights and enjoy Central New York at its finest. Please see us at the CNYCC Information Booth for ideas on places to see around the Syracuse metropolitan area.

Your Hosts,

CNYCC

**Contact the CNYCC Information
Booth at Convention Headquarters
for more information about Syracuse.**



® WE WISH TO THANK ALL THE SPONSORS AND SUPPORTERS OF OUR CLUB AND THE RECALL. WITHOUT THE HELP THEY PROVIDE WE COULD NOT DO IT, PLUS THE WORDS "CORVAIR PARTS AND SERVICES" WOULD BE HISTORY..

Clark's Corvair Parts®

Our catalog lists over 15,000 parts for your Corvair. We carry engine parts, body panels, upholstery and much more! There are 1,000's of reproduced items available, pages of technical information and lots of other helpful hints.

Check us out at www.corvair.com or call today to order a copy of our printed catalog. You will quickly see why we are the world's largest supplier of parts and all your other Corvair needs. Clark's - More than Parts!

Clark's Corvair Parts® 400 Mohawk Trail, Shelburne Falls, MA 01370

(413)625-9776 www.corvair.com email: clarks@corvair.com

Clark's Corvair Parts®



635-5681 7AM — 7PM
MONDAY – FRIDAY

Worldwide supplier of Corvair parts, service, and accessories for over 20 years!

CALIFORNIA CORVAIRS

15088 La Palma Drive, Chino, CA USA 91710
Open: Tuesday - Saturday 10am - 6pm (PST)

[E-Mail Us!](#)

(951) 284-3555
Fax: (951) 284-3777

Home **PARTS** Services About Us Links Fun Stuff

At California Corvairs, we offer an outstanding variety of high-quality, rust-free sheet metal and replacement body panels from across the western U.S.! Over 50 parts vehicles on-site! Hey, what did you expect?

CALIFORNIA CORVAIRS HAS THE BEST RUST-FREE BODY PANELS!

We also carry thousands of pre-sorted new, used, NOS, and re-built parts...

If we don't have what you're looking for, we'll help you find it!

And remember, if you're in the market for either a running Corvair or project vehicle, we usually have a good selection available for sale...Ask Us!

ORDER OUR CATALOG!...A full 8 1/2" x 11" in size, with over 120 pages of detailed parts information, illustrations, and complete price guide. Just \$6 mailed direct to your door!


Home **PARTS** Services About Us Links Fun Stuff

CENTRAL NY CORVAIR CLUB INC
PO BOX 616
JAMESVILLE, NY 13078



www.cnycorvairst.com

C.N.Y.C.C. MEMBERSHIP



NAME: _____

STREET ADDRESS: _____

CITY: _____ STATE: _____ ZIP: _____

TELEPHONE: _____ E-MAIL: _____



ARE YOU A MEMBER OF CORSA? _____ PLEASE JOIN NOW! Ask us for details
HOW MANY CORVAIRS TO YOU OWN? _____ PARTS? Y ___ N ___

CENTRAL NEW YORK CORVAIR CLUB WELCOMES YOU.
PLEASE FEEL FREE TO ADD ANY COMMENTS TO THIS FORM.

Please remit form and dues (\$25.00) to:

Central New York Corvairst Club
Gloria Fear
P.O. Box 616
Jamesville, NY 13078



JOIN US
Corvairst Fans come join the Central New York
Corvairst Club. We are a fun group! We have
an outing every month and a business
meeting once a month. We have tech sessions
every once in a while. We would like new
members and new ideas. We are a very social
group and wives are always invited. For more
information please call Kevin or Gloria Fear
at 315-492-9553. We hope to see you at the
next meeting.