



# CORVAIR FAN



CENTRAL NEW YORK CORVAIR CLUB  
FEBRUARY 2020



## IN THIS ISSUE

Page 1– Prez Sez

Page 2 — pictures

Page 3 - activities

Page 4– kitchen corner  
2012 club officers

Page 5— Tim's Tech Time and  
Ramblin's

Page 6 San Diego CA national  
flyer

Page 7– pictures

Page 8— ads

## NEXT MEETING — SUNDAY FEBRUARY 2ND AT THE OTB

Meeting is at the usual 1:00 time. However this week when anyone has the breakfast buffet, our club will receive half of the profits. Come early and bring friends to enjoy it and help our treasury. Buffet is from 8:00 to 12 and is \$10 per person.



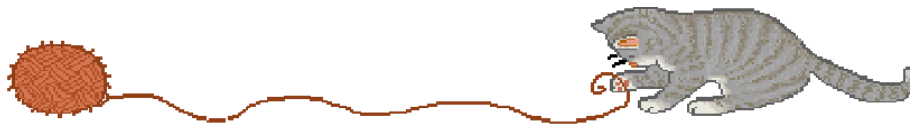
## THE PREZ SEZ .

The shortest month of the year is upon us, time to prepare those Corvairs for Spring. Tim is doing a great job on my 8 door van in Memphis NY. Thanks Tim for your time and patience. My other project is down Groton NY being prepared for paint by Paul McCarty.. The 61 Loadside is moving along nicely and hope to get it finished in a few months.

Our after Christmas, Christmas party was held last month and we had a pretty good turnout. Great food and everyone had a great time and nice weather. Thank you Gloria for arrangements for party.

Another short month, hope to see all of you at our next meeting. Till next month stay safe and healthy. Phil  
CNYCC





#### PLEASE NOTE

Meetings are returning to the first Thursdays of the month. Located at the OTB Phoenix Sports Restaurant. We have our own room to eat and have our meetings. Meetings start 7:00 — please come earlier if you'd like to eat so we can start the meetings on time. Nov, Feb & March we'll meet on Sundays at 1:00. Meeting at 1:00, come earlier to eat.

### ACTIVITIES

Mike, owner of the OTB has agreed that we can hold our regular Thursday evening meetings the first Thursday of each month. We'll do this starting in April. In November we'll do our meetings once again on Sundays at 1:00 so we can all get there and home safely in the daylight.

Feb 2nd — Business meeting 1:00 — breakfast buffet available so come early to enjoy it. Half of proceeds come back to the club. Buffet starts at 8:00 and is \$10 per person. Always a huge variety of food — come and enjoy before the meeting.

March 1st — Business meeting 1:00

March 15th or 22nd — working on a location to go to a brunch together on Sunday in March

If you have any ideas please let us know. Everything is always subject to change. If there's subjects or projects you'd like covered at tech sessions, please let Tim know so we can plan that too. This all takes advance planning so please try to let us know early enough so we can make our events what you'd like.

Call Tim or Rita at 689-3366 or E mail Tim at N2VZD@aol or ritac44@aol.com

Coreine has let us know she is trying to get available colors for a club jacket and hopes to have this for the february meeting.



#### Kitchen Corner

##### **Balsamic Strawberry Asparagus**

**1 lb asparagus, ends trimmed  
1 Tbl olive oil  
1 C balsamic vinegar  
20 strawberries, sliced  
10 leaves basil, chopped  
salt & pepper to taste**

**Preheat oven to 400°. Place asparagus on a baking sheet with olive oil. ( line with foil for easier cleanup ). Roast for 8 – 10 mins until just tender. While asparagus is cooking boil the vinegar until reduced to about ¼ c. Place asparagus on serving plate, top with strawberries, basil, salt & pepper. Drizzle with the balsamic.**

##### **Cherry Glazed Chicken**


**4 boneless skinless chicken breasts halves  
¾ c cherry preserves  
1 tsp onion powder  
2 oz Fontana cheese, thinly sliced  
2 Tbl chopped pecans, toasted**

**Preheat oven to 375°. Place chicken in a 7 x 11 ungreased baking dish. Top with preserves, sprinkle with onion powder. Bake uncovered 18 to 22 mins. Top with cheese; bake 5 mins longer. Sprinkle with pecans.**

##### **No Bake Chocolate Raspberry Cheesecake**

**1 chocolate graham pie crust  
2 ( 8oz ) cream cheese, softened  
¾ c sugar  
¼ c whole milk  
1 tsp vanilla  
½ tsp salt  
¾ c heavy whipping cream  
¼ c raspberry jam**

**Fresh raspberries, whipped cream & chocolate hearts to garnish. Beat cream cheese until smooth & creamy. Add sugar, milk, vanilla & salt. Beat again until smooth In another bowl beat the cream until stiff peaks form. Fold about 1/3 of the**



**President  
Phil Domser  
315-732-1262  
E-mail - pdomser1@yahoo.com**



**Vice President  
Pete Okussick  
315-252-8105  
E-mail - Pokus4@msn.com**



**Secretary  
Pam Okussick  
315-252-8105  
E-mail - Pokus4@msn.com**



**Treasurer  
Kevin Fear  
315-492-9553  
E-mail - monza64@aol.com**



**Membership  
Gloria Fear  
315-492-9553  
E-mail - globug39@aol.com**



**Editors/ Events  
Tim and Rita Colson  
315-689-3366  
E-mail N2VZD@aol.com or ritac44@aol.com**



**Web Master  
Jim Smith  
pjsmith264@windstream.net**

**cream into the cream cheese mixture until combined; fold in the remaining cream until fully combined. Spread the mixture into the pie crust. Mix jam with 1 Tbl water & micro for about 30 secs to make liquid. Stir & cool slightly; then drop dollops of it over the cheesecake. Use a toothpick to drag the jam through to top of the cheesecake to make swirls. Refrigerate up to 1 day ( covered )**

TIM'S TECH TIME AND RAMBLIN'S

Greetings from "The Little Corvair Shop in Memphis NY". Some months I have a hard time getting inspired to get this column together. Then I get rolling and run out of space!

The last month or more has been a whirlwind of activities. I am still working a lot on Phil's 8 door van. I am working on the motor this week. I also was asked to rebuild a 63 motor and differential for a 63 coupe from Denver Colorado area that is being re-stored.. It came from the factory as a 102 horsepower with rare 3:89 positraction differential. There are a lot of steep roads around there. We hope to change to a 3:55 differential. The motor project is coming along nicely. A lot of parts to clean and paint. The machine shop did the heads for this job in record time. Turns out the shop owner is a long time friend of the car owner.

I am still trying to come up with a better setup for the club motor display. I plan on a Spyder dash and a late differential with a working powerglide. I also want a box of some kind for the battery and a better fuel tank holder. All of this will require removing the motor from the trailer for work. I hope to get some help here when I can work it in the schedule. It would be nice to get the display back on the road again.

When the weather gets a touch warmer, I will take a day or two and change the differential in Rumpy back to a 3:55. That is much better for real travels, such as the Thruway etc for getting up to speed with traffic.

I have pictures of Lew Halstead's latest paint job, the 1963 coupe below on this page. Pictures look like it turned out to be a nice car. Of course, I am always partial to early coupes. I hope to get ours back on the road soon.

Starting to think ahead about all the shows that are coming up, both car and Ham radio that we like to attend. I have conflicts the last few years that make it hard at times to decide. I am kept away from most cruise in nights because of my ham radio responsibilities most nights of the week.

Some of the shows we really like to attend are the Waterloo Memorial Day show, The C N Y C C Recall, the Fair Haven 4th of July show, the Port Byron show, The VW show, Filmore Glen in Moravia, the Jordan Fall festival, and others. As soon as we receive info on any shows, we try to get it out to you promptly via the email list.

The motor I had for sale last month is gone to a happy new owner, Thanks to Amy for posting it on Face book. We do not do Face book here, so that was a big help. She also sold the Lakewood for me the same way. Speaking of Amy, her car is getting lots of "upgrades" this winter to suspension and brakes. She and her car will be featured in the free magazine, 55plus CNY, which will be on the stands February 3rd. Check Wegmans, Tops, and your doctors office for free copies. She is also working hard to find a Luggage rack for it. Right now the car smells like a Vermont gift shop inside because of the rodent deterrent things she uses.

I have not heard much about any other club member winter projects out there, but maybe a few will show up in the spring. The new owner of the Crampside is working on it as much as he can in between other important jobs. That should be very interesting when done, he is very creative with things like that.

**Remember a club MUST have a newsletter to belong to C O R S A as a chapter.** Please help us! We have been doing it a VERY long time.

Boy we sure eat good at club meetings now!!! Portions and prices are great. Interesting place that Off Track Betting.

Our webmaster would like photos of your Corvair projects or from the 2018 Recall to put on the [www.cnycorvair.com](http://www.cnycorvair.com) website. If you have taken any, please send them to [pics@cnycorvair.com](mailto:pics@cnycorvair.com)

**DRIVE** your corvairs and show them off. How many miles a year do you drive your Corvair? Tell us about your cars with pictures, and we will work them in here AND the website.

See you at the next party.



LEW HALSTEADS LATEST PAINT PROJECT



# San Diego Corvair Club

presents...



San Diego, CA July 6<sup>th</sup> - 11<sup>th</sup> 2020

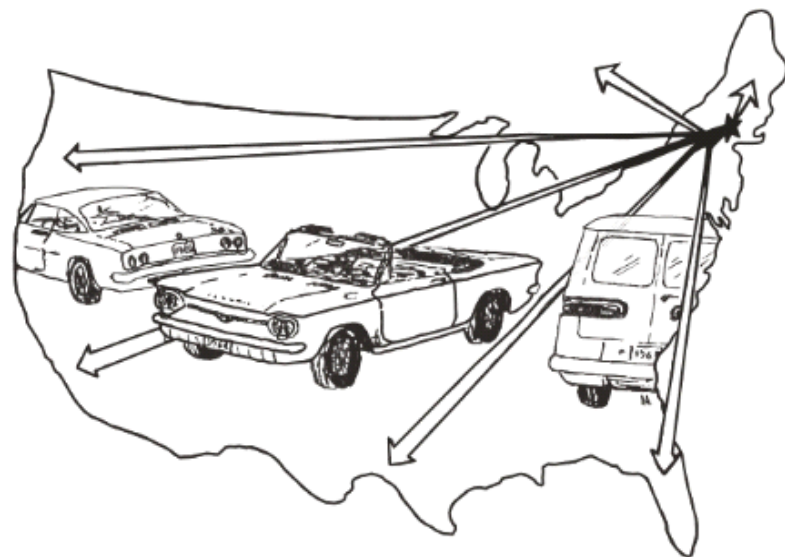
## MOTOR PARTS CLEANING my method

I USE A HARBOR FREIGHT GEM TUMBLER TO CLEAN ALL HARDWARE AND OTHER SMALL PARTS. I USE A SOAP SOLUTION TO TUMBLE , THEN RINSE QUICKLY IN PARTS SOLVENT TO PREVENT INSTANT RUSTING  
AFTER DRYING , I SOMETIMES PUT A LIGHT COAT OF CLEAR ENAMEL ON. THIS HAS WORKED WELL FOR MANY YEARS NOW.



YOU KNOW HOW I ALWAYS SAY THE HARDEST , MOST IMPORTANT PART OF CAR WORK IS CLEANING THE PARTS? HERE IS THE LATEST MOTOR PROJECT BEFORE AND AFTER SO FAR. MOTOR GOT CLEAN AND I GOT FILTHY. TAKES PATIENCE AND LOTS OF HARD WORK TO GET TO THIS POINT.





® WE WISH TO THANK ALL THE SPONSORS AND SUPPORTERS OF OUR CLUB AND THE RECALL. WITHOUT THE HELP THEY PROVIDE WE COULD NOT DO IT, PLUS THE WORDS "CORVAIR PARTS AND SERVICES" WOULD BE HISTORY..

## Clark's Corvair Parts®

Our catalog lists over 15,000 parts for your Corvair. We carry engine parts, body panels, upholstery and much more! There are 1,000's of reproduced items available, pages of technical information and lots of other helpful hints.

Check us out at [www.corvair.com](http://www.corvair.com) or call today to order a copy of our printed catalog. You will quickly see why we are the world's largest supplier of parts and all your other Corvair needs. Clark's - More than Parts!

Clark's Corvair Parts® 400 Mohawk Trail, Shelburne Falls, MA 01370

(413)625-9776 [www.corvair.com](http://www.corvair.com) email: [clarks@corvair.com](mailto:clarks@corvair.com)

# Clark's Corvair Parts®



635-5681 7AM — 7PM  
MONDAY – FRIDAY

Worldwide supplier of Corvair parts, service, and accessories for over 20 years!

**CALIFORNIA CORVAIRS**

15088 La Palma Drive, Chino, CA USA 91710  
Open: Tuesday - Saturday 10am - 6pm (PST)

E-Mail Us!  

(951) 284-3555  
Fax: (951) 284-3777







*Corvair*

Home **PARTS** Services About Us Links Fun Stuff

At California Corvairs, we offer an outstanding variety of high-quality, rust-free sheet metal and replacement body panels from across the western U.S.! Over 50 parts vehicles on-site! Hey, what did you expect?



We also carry thousands of pre-sorted new, used, NOS, and re-built parts...

If we don't have what you're looking for, we'll help you find it!



And remember, if you're in the market for either a running Corvair or project vehicle, we usually have a good selection available for sale...Ask Us!

**ORDER OUR CATALOG!**...A full 8 1/2" x 11" in size, with over 120 pages of detailed parts information, illustrations, and complete price guide. Just \$6 mailed direct to your door!

Home **PARTS** Services About Us Links Fun Stuff


CENTRAL NY CORVAIR CLUB INC  
PO BOX 616  
JAMESVILLE, NY 13078

postage



www.cnycorvairst.com

C.N.Y.C.C. MEMBERSHIP



NAME:

STREET ADDRESS:

CITY: STATE: ZIP:

TELEPHONE: E-MAIL:



ARE YOU A MEMBER OF CORSA? PLEASE JOIN NOW! Ask us for details  
HOW MANY CORVAIRS TO YOU OWN? PARTS? Y N

CENTRAL NEW YORK CORVAIR CLUB WELCOMES YOU.  
PLEASE FEEL FREE TO ADD ANY COMMENTS TO THIS FORM.

Please remit form and dues (\$25.00) to:

Central New York Corvairst Club  
Gloria Fear  
P.O. Box 616  
Jamesville, NY 13078



JOIN US  
Corvairst Fans come join the Central New York  
Corvairst Club. We are a fun group! We have  
an outing every month and a business  
meeting once a month. We have tech sessions  
every once in a while. We would like new  
members and new ideas. We are a very social  
group and wives are always invited. For more  
information please call Kevin or Gloria Fear  
at 315-492-9553. We hope to see you at the  
next meeting.