



# CORVAIR FAN



CENTRAL NEW YORK CORVAIR CLUB  
JANUARY 2020



## IN THIS ISSUE

Page 1– Prez

Page 2 — pictures

Page 3 - activities

Page 4– kitchen corner  
2012 club officers

Page 5— Tim's Tech Time and  
Ramblin's

Page 6 San Diego CA national  
flyer

Page 7– pictures

Page 8— ads

**NEXT MEETING — SUNDAY JANUARY 5TH AT THE AFTER  
CHRISTMAS DINNER AT THE INN BETWEEN RESTAURANT.  
NO MEETING OR EVENT IN DECEMBER**



## THE PREZ SEZ .

DEC. 2019

Our annual Thanksgiving Dinner was held last month and it was great. The turkey was terrific and plenty of food to go around. Everyone had a great time and the restaurant did a great job of preparing our dinner.

Our next get together will be our annual after Christmas, Christmas dinner. The date will be Jan. 5th and a phone call to Gloria to make your reservations will be appreciated. Don't forget that date for a super meal .

This will be a short month for the Prez Sez, I would like to extend to all a very Merry Christmas and a Happy New

Year.

Phil CNYCC

**AFTER CHRISTMAS DINNER !**

**GLORIA NEEDS THE HEAD COUNT —**

**CALL HER!!!! 315-492-9553 OR  
E MAIL HER GLOBUG39@AOL.COM**

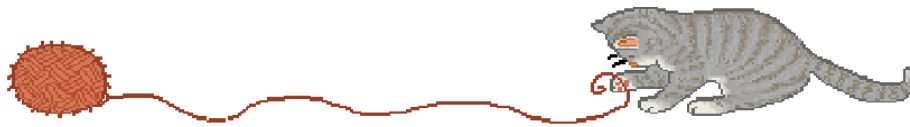




*Here's that snapshot found wedged in the old Radio-TV Experimenter magazine. Notable are the "T-V" and "RADIO" signage on either side of the KMED lettering, and the hefty pole-mounted transformers that were probably added when the television studio was built adjacent (not visible from front) to the original radio facility, and the Chevrolet Corvair news wagon. KMED-TV employed such "news cruisers" to showcase its news gathering penchant over many miles of southern Oregon and northern California roadways. By the 1970s, a fleet of Ford Mustangs had replaced the humble Chevy van.*







### PLEASE NOTE

Meetings are returning to the first Thursdays of the month. Located at the OTB Phoenix Sports Restaurant. We have our own room to eat and have our meetings. Meetings start 7:00 — please come earlier if you'd like to eat so we can start the meetings on time. Nov, Feb & March we'll meet on Sundays at 1:00. Meeting at 1:00, come earlier to eat.

## ACTIVITIES

Mike, owner of the OTB has agreed that we can hold our regular Thursday evening meetings the first Thursday of each month. We'll do this starting in April. In November we'll do our meetings once again on Sundays at 1:00 so we can all get there and home safely in the daylight.

Jan 5th — After Christmas dinner. Inn of the Seasons, 4311 West Seneca Turnpike, Syracuse. Order off menu. Gloria does need a head count for reservations so please contact her at 315 492-9553 or E mail her at [www.globug39@aol.com](mailto:www.globug39@aol.com)

Feb 2nd — Business meeting 1:00

March 1st — Business meeting 1:00

March 15th or 22nd — working on a location to go to a brunch together on Sunday in March

If you have any ideas please let us know. Everything is always subject to change. If there's subjects or projects you'd like covered at tech sessions, please let Tim know so we can plan that too. This all takes advance planning so please try to let us know early enough so we can make our events what you'd like.

Call Tim or Rita at 689-3366 or E mail Tim at [N2VZD@aol](mailto:N2VZD@aol) or [ritac44@aol](mailto:ritac44@aol)

### Subject: The Corvair Museum is moving!

The Corvair Museum, currently located in Decatur, Illinois since its inception two years ago, is relocating. Operational costs and declining revenues make the move both a cost saving and location to a more accessible site feasible.

The museum will close on November 20 giving us time to move the collection to the new site on Route 66, south of Springfield, Illinois.

We will reopen the Corvair Museum on December 1 at our new site at 10041 Palm Road, Glenarm, Illinois. More details will be given within the next two weeks.

Thanks to all who have visited. As we said when we started the Museum, it will be ever changing!

Mike Hall, President Corvair Preservation Foundation.





### Kitchen Corner Apple Walnut Slaw

¾ c mayonnaise  
 ¾ c buttermilk  
 4 to 5 Tbl sugar  
 4 ½ tsp lemon juice  
 ¾ tsp salt  
 ¼ to ½ tsp pepper  
 6 c shredded cabbage  
 1 ½ c shredded carrots  
 1/3 c finely chopped red onion  
 1 c coarsely chopped walnuts, toasted  
 ¾ c raisins  
 2 med apples, chopped

Whisk together the first 6 ingredients. Combine vegetables, walnuts and raisins; toss with dressing. Fold in apples. Refrigerate till serving.

### One Pot Stuffed Pepper Dinner


1 lb ground beef  
 3 med green peppers, chopped  
 3 garlic cloves, minced  
 2 ( 14 ½ oz ) cans Italian diced tomatoes, undrained  
 2 c water  
 1 ( 6 oz ) tomato paste  
 2 Tbl shredded parmesan cheese  
 ¼ tsp pepper  
 1 c uncooked instant rice  
 addl parmesan cheese

In Dutch oven, cook and crumble beef & garlic over med high heat until no longer pink and peppers are tender. Drain. Stir in tomatoes, water, tomato paste, 2 Tbl cheese and pepper. Bring to a boil. Stir in rice; remove from heat. Let stand, covered, 5 mins. Sprinkle with addl cheese.

### Carrot Dump Cake

1 ( 8 oz ) can crushed pineapple  
 1 c shredded carrots  
 1 c finely chopped walnuts  
 1 box spice cake mix  
 ¾ c butter, melted  
 whipped cream

Preheat oven to 350°. Mix pineapple, carrots and walnuts. Spread into an 11 x 7 baking dish. Sprinkle with cake mix; drizzle with butter. Bake until golden brown, 25 to 30 mins. Cool. Serve with whipped cream.



### 2011 CNYCC OFFICERS

President  
 Phil Domser  
 315-732-1262  
 E-mail - pdomser1@yahoo.com

Vice President  
 Pete Okussick  
 315-252-8105  
 E-mail - Pokus4@msn.com

Secretary  
 Pam Okussick  
 315-252-8105  
 E-mail - Pokus4@msn.com

Treasurer  
 Kevin Fear  
 315-492-9553  
 E-mail - monza64@aol.com

Membership  
 Gloria Fear  
 315-492-9553  
 E-mail - globug39@aol.com

Editors/ Events  
 Tim and Rita Colson  
 315-689-3366  
 E-mail N2VZD@aol.com or ritac44@aol.com

Web Master  
 Jim Smith  
 pjsmith264@windstream.net



TIM'S TECH TIME AND RAMBLIN'S

Greetings from "The Little Corvair Shop in Memphis NY". Some months I have a hard time getting inspired to get this column together. Then I get rolling and run out of space!

The last month or more has been a whirlwind of activities. I had eye surgery for cataracts , which came out very well. For most things I do not need glasses any more. But I worry that I will forget and step up the grinder or wire wheel without protective glasses so I hope to have something to wear at all times again soon. The biggest change is night driving. What a huge improvement !

The eye surgeon suggested no heavy lifting , or bending over such as getting up and down on the creeper etc so I lined up a bunch of bench type work that can be done standing or sitting. This included the head light buckets for the 8dr van project along with vent window rebuilding. I also laid out the new main wiring harness with needed new wires and plastic pipe to support the spyder dash and other options.. I also ordered the new brake tubing kit and a dual master cylinder. I have a lot of parts inside the van waiting for assembly. This is a huge time soaking job.

I have torn down one of the motors I bought from the Fausak pile and gone thru it. It is a low miles 64 95HP The insides looked like new. I took all cylinders off and refinished them , the pistons and rings looked new. I put a late new blower bearing and fan on it. I rebuilt some 65 carbs for it. It has a rebuilt internal regulated alternator on it. The heads were redone , and comment from the shop was that they are really nice . It runs great , I just have to run it more and adjust the valves warm yet. The oil pressure is 40lbs + warmed up. I ran out of weather good enough to work with the doors up for ventilation.

The motor from my rampside that got overheated is going to get new cylinders and pistons I guess. I will know more when I get it torn down again. I have a home for it when it is done.

I have another 64 motor waiting for rebuild. This one will probably get my late cylinder upgrade which includes modifying the stock heads to fit late cylinders among other upgrades.

I also got a couple of bare bearings for late blower bearings . So I cleaned up some hubs and will press them together. This all started when I had a box of many "core " bearings that were of no interest to anybody. So I tossed the early housings in the corner and pressed a few lates apart to rebuild. I install only late blower bearings on any motor I tear down. I have a decent stock of parts to do that here.

I also plan on rebuilding a few more carburetors and internal regulated alternators to sell sometime. Another project waiting is the club display trailer. I would like to redesign the whole setup somehow , and am still thinking on it. The present dash mounting shakes too much and destroyed the tach. I also may convert the transmission setup to one that really works. I also will need help a couple times to get the motor off the trailer to work on all of this ,plus seal that darned oil pan forever.

working on motors is more of a problem now because I have to ask for help lifting things more than I used to. It sure would be nice to have others adding things to the fan once in a while.

**Remember a club MUST have a newsletter to belong to C O R S A as a chapter.** Please help us .

Boy we sure eat good at club meetings now!!! Portions and prices are great. Interesting place that Off Track Betting .

Our webmaster would like photos of your Corvair projects or from the 2018 Recall to put on the [www.cnycorvair.com](http://www.cnycorvair.com) website. If you have taken any , please send them to [pics@cnycorvair.com](mailto:pics@cnycorvair.com)

DRIVE your corvairs and show them off. How many miles a year do you drive your Corvair? Tell us about your cars with pictures , and we will work them in here AND the website.

See you at the next party. Happy Holidays



The next project for myself  
64 monza coupe 110hp PG  
with factory A/C





# San Diego Corvair Club

presents...



San Diego, CA July 6<sup>th</sup> - 11<sup>th</sup> 2020





THE FIRST OF THE BLOWER BEARING PROJECT



PART OF THE HEADLIGHT BUCKET PROJECT FOR THE VAN

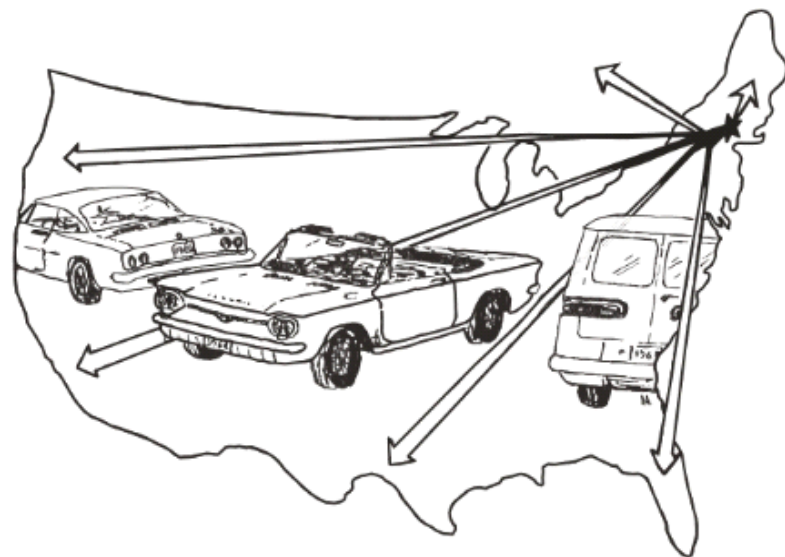


THE CLUB TRAILER still WAITING



64 95hp TO SELL WHEN DONE  
long list of new parts and work done





® WE WISH TO THANK ALL THE SPONSORS AND SUPPORTERS OF OUR CLUB AND THE RECALL. WITHOUT THE HELP THEY PROVIDE WE COULD NOT DO IT, PLUS THE WORDS "CORVAIR PARTS AND SERVICES" WOULD BE HISTORY..

## Clark's Corvair Parts®

Our catalog lists over 15,000 parts for your Corvair. We carry engine parts, body panels, upholstery and much more! There are 1,000's of reproduced items available, pages of technical information and lots of other helpful hints.

Check us out at [www.corvair.com](http://www.corvair.com) or call today to order a copy of our printed catalog. You will quickly see why we are the world's largest supplier of parts and all your other Corvair needs. Clark's - More than Parts!

Clark's Corvair Parts® 400 Mohawk Trail, Shelburne Falls, MA 01370

(413)625-9776 [www.corvair.com](http://www.corvair.com) email: [clarks@corvair.com](mailto:clarks@corvair.com)

# Clark's Corvair Parts®



635-5681 7AM — 7PM  
MONDAY – FRIDAY

Worldwide supplier of Corvair parts, service, and accessories for over 20 years!

**CALIFORNIA CORVAIRS**

15088 La Palma Drive, Chino, CA USA 91710  
Open: Tuesday - Saturday 10am - 6pm (PST)

[E-Mail Us!](#)

(951) 284-3555  
Fax: (951) 284-3777

Home **PARTS** Services About Us Links Fun Stuff

At California Corvairs, we offer an outstanding variety of high-quality, rust-free sheet metal and replacement body panels from across the western U.S.! Over 50 parts vehicles on-site! Hey, what did you expect?

**CALIFORNIA CORVAIRS HAS THE BEST RUST-FREE BODY PANELS!**

We also carry thousands of pre-sorted new, used, NOS, and re-built parts...

If we don't have what you're looking for, we'll help you find it!

And remember, if you're in the market for either a running Corvair or project vehicle, we usually have a good selection available for sale...Ask Us!

**ORDER OUR CATALOG!**...A full 8 1/2" x 11" in size, with over 120 pages of detailed parts information, illustrations, and complete price guide. Just \$6 mailed direct to your door!

Home **PARTS** Services About Us Links Fun Stuff




CENTRAL NY CORVAIR CLUB INC  
PO BOX 616  
JAMESVILLE, NY 13078

postage



www.cnycorvairst.com

C.N.Y.C.C. MEMBERSHIP



NAME: \_\_\_\_\_

STREET ADDRESS: \_\_\_\_\_

CITY: \_\_\_\_\_ STATE: \_\_\_\_\_ ZIP: \_\_\_\_\_

TELEPHONE: \_\_\_\_\_ E-MAIL: \_\_\_\_\_



ARE YOU A MEMBER OF CORSA? \_\_\_\_\_ PLEASE JOIN NOW! Ask us for details  
HOW MANY CORVAIRS TO YOU OWN? \_\_\_\_\_ PARTS? Y \_\_\_ N \_\_\_

CENTRAL NEW YORK CORVAIR CLUB WELCOMES YOU.  
PLEASE FEEL FREE TO ADD ANY COMMENTS TO THIS FORM.

Please remit form and dues (\$25.00) to:

Central New York Corvairst Club  
Gloria Fear  
P.O. Box 616  
Jamesville, NY 13078



JOIN US  
Corvairst Fans come join the Central New York  
Corvairst Club. We are a fun group! We have  
an outing every month and a business  
meeting once a month. We have tech sessions  
every once in a while. We would like new  
members and new ideas. We are a very social  
group and wives are always invited. For more  
information please call Kevin or Gloria Fear  
at 315-492-9553. We hope to see you at the  
next meeting.