



CORVAIR FAN



CENTRAL NEW YORK CORVAIR CLUB
SEPTEMBER 2019



IN THIS ISSUE

Page 1– Prez sez

Page 2 -

Page 3 - activities

Page 4– kitchen corner
2012 club officers

Page 5— secretary's report

Page 6– Tim's Tech Time and
Ramblin's

Page 7— powerglide diagnosis
guide

Page 8– pictures

Page 9— ads

THE PREZ SEZ

CORVAIR FAMILY THANKSGIVING DINNER

Sunday November 17th Dinner at 1:00

Location — Tony's Restaurant, 3004 Burnet Av, Syracuse

Full family style dinner, homemade pies, beverage, tax & tip included for \$29 per person.

A head count is necessary so PLEASE 315-689-3366 or E mail at ri-tac44@aol.com





A few pictures from the 2019 Corsa Nationals Car Show
Thanks to those who shared!



AMY HAD NICE LOOKING PINSTRIPES ADDED TO HER CAR AT THE SRYACUSE NATIONALS





PLEASE NOTE

Meetings are returning to the first Thursdays of the month. Located at the OTB Phoenix Sports Restaurant. We have our own room to eat and have our meetings. Meetings start 7:00 — please come earlier if you'd like to eat so we can start the meetings on time. The motorcycle club may move to Wednesday but if you see them setting up at the main door parking lot, please go to the other side to park.

ACTIVITIES

Mike, owner of the OTB has agreed that we can hold our regular Thursday evening meetings the first Thursday of each month. We'll do this starting in April. In the summer months there will be a huge motorcycle cruise in each Thursday. They'll be outside in the parking lot that indicates the restaurant entrance. We can park on the other side of the building and go in that entrance — restaurant is in the middle of the building with doors at both ends. Very convenient so there's no problem with this arrangement. It may be a bit more crowded as far as food service but Mike is going to have a buffet available too so that will make it easier.

Sept 5th — business meeting OTB Sports Restaurant

Sept 8th — Wampsville car show — Anyone going to this we'd suggest you get together and meet at McD's in Canastota and caravan in together so you're all parked in a row.

Sept 22nd — Jordan Fall Festival. — Registration has been e mailed twice separately. If you need it again please E Tim and he'll send it to you. Come early so we can claim "our" spot on the school's circle. More cars seem to gravitate to that spot in the past few years so it gets harder to save the large number of spots we need.

Oct 3rd — Business meeting OTB Sports Restaurant

Nov 17th — Corvair Family Thanksgiving dinner — Tony's Restaurant, 3004 Burnet Av, Syracuse — dinner at 1:00 . Our meal will be basically the same as past years. Turkey dinner with all the trimmings, homemade assorted pies and beverage tax & tip included and served to us family style.. Price per person is \$29. I need a head count for the restaurant so please let me know if you can attend. 315-689-3366 or ritac44@aol.com, thanks

December — no event or meeting — Happy Holidays!

Jan 5th — After Christmas dinner. Inn of the Seasons, 4311 West Seneca Turnpike, Syracuse. Order off menu. Gloria does need a head count for reservations so please contact her at 315 492-9553 or E mail her at www.globug39@aol.com

If you have any ideas please let us know. Everything is always subject to change. If there's subjects or projects you'd like covered at tech sessions, please let Tim know so we can plan that too. This all takes advance planning so please try to let us know early enough so we can make our events what you'd like.

Call Tim or Rita at 689-3366 or E mail Tim at N2VZD@aol or ritac44@aol.com



Kitchen Corner

Sloppy Joe Biscuit Bake

- 1 1/2 lb ground beef
- 1/2 c chopped onion
- 1/2 green bell pepper, chopped
- 2 (8oz) cans tomato sauce
- 2 tsp worcestershire sauce
- 2 tsp apple cider vinegar
- 1/4 c brown sugar
- 1 tsp yellow mustard
- 1/2 tsp garlic powder
- 1/2 tsp salt
- 1/4 tsp pepper
- 1 c baking mix
- 1/3 c milk

Preheat oven to 450°. coat 3 qt baking dish with cooking spray. In lrg skillet cook ground beef, onion and bell pepper until no longer pink. Drain fat. Add tomato sauce, worcestershire, vinegar, brown sugar, mustard, garlic powder, salt & pepper. Cook 5 to 6 minutes. Pour into baking dish, set aside. In small bowl mix baking mix and milk. Dollop 5 equal spoonfuls of batter onto meat mixture. Bake 13 to 15 mins or until biscuits are golden.

Autumn Crunch Pasta Salad

- 5 oz fresh spinach
- 1 1/2 c dry small pasta
- 3/4 c chopped celery
- 3/4 c dried cranberries
- 1 (15 oz) can mandarin oranges
- 1 lrg granny smith apple
- 1 tsp lemon juice
- 1/3 c pecans

Dressing:

- 2 Tbl apple cider vinegar
- 2 Tbl white wine vinegar
- 2 to 4 Tsp white sugar
- 1/8 tsp each paprika & onion powder
- 4 Tbl olive or vegetable oil
- 1/2 Tsp poppyseeds

Cook pasta as directed on pkg. Put the apple and white vinegars, sugar, paprika & onion powder in blender. Blend for about 10 secs and slowly add the oil and pulse to combine. Stir in the poppyseeds. Drain the pasta when cooked and toss in a few Tablespoons of the dressing. Chill. Combine the spinach, celery, cranberries and drained oranges. Slice apples into thin slices and toss with lemon juice and add to salad. Pour dressing over salad and toss. Add the cooked pasta and toss. Top salad with pecans.

Nutty Baked Apples

- 4 baking apples
- 1 c water
- 1 stick cinnamon
- 1/3 c walnuts
- 2 Tbl butter, melted
- 2 Tbl brown sugar



President
Phil Domser
315-732-1262
E-mail - pdomser1@yahoo.com



Vice President
Pete Okussick
315-252-8105
E-mail - Pokus4@msn.com



Secretary
Pam Okussick
315-252-8105
E-mail - Pokus4@msn.com



Treasurer
Kevin Fear
315-492-9553
E-mail - monza64@aol.com



Membership
Gloria Fear
315-492-9553
E-mail - globug39@aol.com



Editors/ Events
Tim and Rita Colson
315-689-3366
E-mail N2VZD@aol.com or ritac44@aol.com



Web Master
Jim Smith
pjsmith264@windstream.net

- 2 Tbl butter, melted
- 2 Tbl brown sugar
- 3/4 tsp ground cinnamon, divided
- 1/4 tsp ground nutmeg
- 1 Tbl sugar

Preheat oven to 375° Cut apples in half vertically and core them. Place cut side up in 9 x 13 baking dish. Pour water around apples and place cinnamon stick in water. In small bowl combine walnuts, butter, brown sugar, 1/2 tsp cinnamon and nutmeg. Mix well. Spoon mixture evenly onto apples. In another bowl combine 1/4 tsp cinnamon and sugar. Sprinkle over apples. Cover dish with foil. Bake 30 -35 mins



SECRETARY'S REPORT

August 1, 2019

President Phil Domser called the meeting to order at 6:57.

Secretary's Report- Motion made by Corina and seconded by Gloria to dispense with the reading of the minutes. Motion approved.

Treasures Report- Kevin gave a report of the account balance and a motion was made to approve the balance. Motion approved.

Old Business-

Recall-

Bills out standing at this time- Kevin states none.

Dave stated that it looks as if the two parking lots are looking for a fee for their use for next year. He and Lew will discuss this with the owners and get back to the club.

The Hilton Garden Inn is going to start enforcing the fee for the banquet room that we have not been charged in the past few years. They will only charge ½ price for next year but that fee will increase for the following year to full price for 2021.

Registration Fee could possibly be going up in the near future with our increasing fees.

Motion made by Rita and approved for compensation for ads that were missing from this year's booklet.

It was announced that Pete and Pam will not be helping run 2020's Recall. So Martha, Phil, Dave, and Amy will be taking over the Banquet for Recall 2020. Good Luck everyone you can do it...

New Business-

Pratt Falls Picnic will take place at 11:00 on Sunday August 4th, 2019 please bring a dish to pass and your own drinks. The club will supply the meat and paper goods and remember no glass containers please.

Saturday August 3rd, 2019 is the Port Byron Show everyone that plans on attending, the club will meet at Dunkin Donuts in Weedsport at 7:30 a.m. and drive over together.

Rita mentioned the Fair Haven Show that takes place around July 5th and how it was such a wonderful show and that maybe for next year we all should try and make a good showing as a club.

Rita asked about doing a Christmas donation to a local charity everyone please consider this for the next meeting.

Karen thanked everyone who worked the nationals this year.

50/50 winner was Gloria in the amount of \$25.00.

Motion to adjourn the meeting was made by Tim and seconded by George and the meeting was adjourned at 7:49.

Those attending the August meeting: Tim & Rita Colson, Marge Mahan, Dave Robinson, Amy Bamerick, Pete & Pam O'Kussick, Phil & Martha Domser, Lew & Clara Halstead, Bruce Brooks, Don & Mary Goodney, Corina Edwards, Lee Evans, Kevin & Gloria Fear, George & Karen DeRousie.

TIM'S TECH TIME AND RAMBLIN'S

HELLO AGAIN from the very busy little Corvair Shop in Memphis NY.

As usual , I am having lots of fun in the shop. I am working on the door mechanisms on Phil's 8 door van. Most parts were missing or bent , so it is a challenge. I finally removed the latch assemblies from both sides today after a lot of hard work. I repaired both , they were missing springs and special parts where the handle actuates the latches , so I did some digging in my collection of parts , and found everything I needed. Lucky I have such a bunch of saved parts from vehicles that got parted out here over the years. My other large project is removing the expensive motor from the Lakewood , replacing it with another Stock (110hp upgraded) motor , then putting the leftover in the Rampside to replace the motor that has been a problem since severely over heated on a trip to Massachusetts 3 years ago. It has gotten very bad . Runs good , but burns oil like the drain plug is missing.. The motor I am putting in has .060 full fin cylinders , OT20 cam and other upgrades. I will try to take the bad one apart this winter and see what's going on. So right now I have the motor out of the Lakewood on the jack , a motor on a furniture dolly waiting to be put on the jack. I will get the Lakewood back together quickly , then bring the rampside in to exchange motors. I have been holding off installing the transaxle until the motor is on the jack , because it is easier to lift motor only. I hope to be able to slide the motor off the jack and onto a rolling table. The older I get , the harder it is to shuffle motors.

As a group , we have enjoyed a few shows this year. The Port Byron show was very nice a couple ham radio guys stopped by on their way home from a radio show in Trumansburg (straight south of Port Byron) and enjoyed the show. The VW show was also a super good time with the same great weather. Rita and I enjoyed the Fairhaven show alone this year. Attendance was down a little because of weather threats. It was still a really nice time. Another very friendly car group , working very hard to put on a perfect show. Our next show is the Jordan Fall festival , with all the great food and vehicles . We like the fresh donuts hot out of the vat , and the super nice ham and cheese sandwiches . Many choices of food there , all good stuff. The boy scouts have the benefit yummy chicken barbecue going on from noon until they run out. Too many great options for food and dessert!

The club picnic was another fun time , with tremendous selections of good food. All we were missing was a few more people to help eat it.

A few brave souls endured the hot weather and crowds to attend the Syracuse Nationals at the fairgrounds. I had a few pictures sent to share.

Projects I hope to get working on this winter are the club motor display trailer (redesign a lot of it) and 2 motors that are on the bench waiting to assemble , along with a lot of work assembling the White 8 door van project. I am working on the vent window assemblies for the van , and they are very hard to do. I am taking the frames for the glass to be plated . It was a lot of fun just getting the tempered glass out of the frames without breakage. By the way , if anyone reading this needs new vent window rubber for a late model , I have a spare set. C7644 For \$90.00 (they list for \$123.50) plus any shipping from zip 13164.


Also in my for sale group , I have a good 70,000 btu heater like new \$50.00 , a portable sandblaster \$25.00 , another Item is a very used portable (on rollers) sandblaster that is used for doing brake rotors on the car , or as a top loading cabinet. It is working , but needs some clean up tinkering. \$25 F>O>B> here. I will post a picture of most of this stuff on the picture page.

I am trying hard to get rid of things I do not need to free up much needed space. I think I have a motor that is in my way out of here this weekend.

I hope we ALL get together at Jordan very early to be parked together. It gets ugly there trying to "save spaces" , and we would hate to lose that great parking area.

If you find any Corvairs for sale and want me to "spread the word" , PLEASE get all the information . I need contact info , full information on the vehicle , and pictures if at all possible. Incomplete info will not be posted, or it will have YOU listed as contact.. So far this has sold a lot of items (cars etc) listed on the distribution lists.

Our webmaster would like photos of your Corvair projects or from the 2018 Recall to put on the www.cnycorvair.com website. If you have taken any , please send them to pics@cnycorvair.com **REMEMBER THE UPCOMING SHOWS !**



Powerglide Diagnosis Guide

Mike Dawson

The first thing to check in case of a transmission malfunction is the fluid level.

No drive in any gear

- No fluid, or very low.
- Front pump drive tips worn out, or stripped splines.
- Loose valve body, or blown out valve body gasket at the pickup passage.
- Snap rings holding front pump drive broken or off of the shaft (shaft hit on the end before assembly to differential).
- End broken off of shifter cable while selector was in neutral (bad battery ground to engine can burn it off).

Slow going into both low and reverse

- Manual valve out of adjustment because of stretched cable. Engine speed will also flare on upshifts.
- Loose valve body or leaking valve body gasket.
- All of the lip seals are hardened. Use TransX.

Slow going into reverse only, or no reverse only

- Rear pump bolts loose.
- Reverse piston lip seals hardened.
- Reverse piston broken around the center.

Quick upshifts

- Incorrect throttle valve (linkage) adjustment.
- Broken (missing) E-clip on throttle valve and the valve jammed to the rear.
- The throttle valve lever was broken off and welded back on at the wrong angle.
- Defective governor, broken internal parts (rare).

Late upshifts

- Incorrect throttle valve (linkage) adjustment.
- Badly worn governor outer shaft surface.

- The throttle valve lever was broken off and welded back on at the wrong angle.

No upshifts

- Broken governor driven gear or a badly worn shaft.
- Spool valve frozen in governor from sitting for years.
- Broken (missing) E-clip on throttle valve; a piece of the clip may be lodged in the low-drive shift valve.
- Hardened or broken lip seals in the high clutch.
- Broken drive lugs in the rear pump (rare).

Slips on upshift

- Low fluid.
- Worn out high clutch plates.
- Hardened lip seals in the high clutch piston.
- Low band way out of adjustment.
- Manual valve out of adjustment.

Hard upshifting

- Broken hose(s) on vacuum modulator line.
- Hole in steel modulator line at rear shroud.
- Struck modulator valve (inactive a long time).
- Blown out valve body gasket at the pressure regulator.
- Hard reverse only: hardened reverse piston lip seals or a broken reverse piston.

Hard downshifting

- Idle speed too high.
- Vacuum modulator bad.
- Leak in vacuum modulator line or hoses.

Jumps out of gear under a load in low

- Low fluid level.
- Worn out low band or out of adjustment.
- Broken ear on the low band at the strut.

Drives in neutral

- Shifter cable was not installed into the transmission correctly (see instructions in shop manual).

Gray fluid and a hissing noise in low gear

- Bad torque converter.

Blows fluid out of the vent after an hour at high speed

- Bad sprag in torque converter
- Overheated cheap transmission fluid. Switch to synthetic.

Corvairs may be push-started since they have both a front and rear pump. Begin in neutral, when speed reaches 20 MPH, turn on key and shift into low.

Corvairs may be flat towed at lower speeds for short distances up to 50 miles without running since they have both a front and rear pump. The fluid must be at the correct level for proper lubrication. Watch for fluid loss or possible engine rotation if the cable is out of adjustment.





**BAY STATE
CORVAIRS**

&

**Clark's
Corvair Parts**



Present...

The **FALL CLASSIC**

At Clark's Corvair Parts

#400 Mohawk Trail (Rte. 2), Shelburne Falls, MA

Saturday, September 14, 2019 9am-3pm

Rain or Shine - Preferably Shine!

CELEBRATING
the 50th
Anniversary
of the 69!



This is the *LARGEST*
Corvair gathering in New England!
We typically host over 100 Entries!
DON'T MISS OUT!

We'll hold demos & tours throughout the day, trophies are awarded in many classes, dash plaques and door prizes to registered cars, a 50/50 raffle, a basket/ raffle, food and beverages for sale!

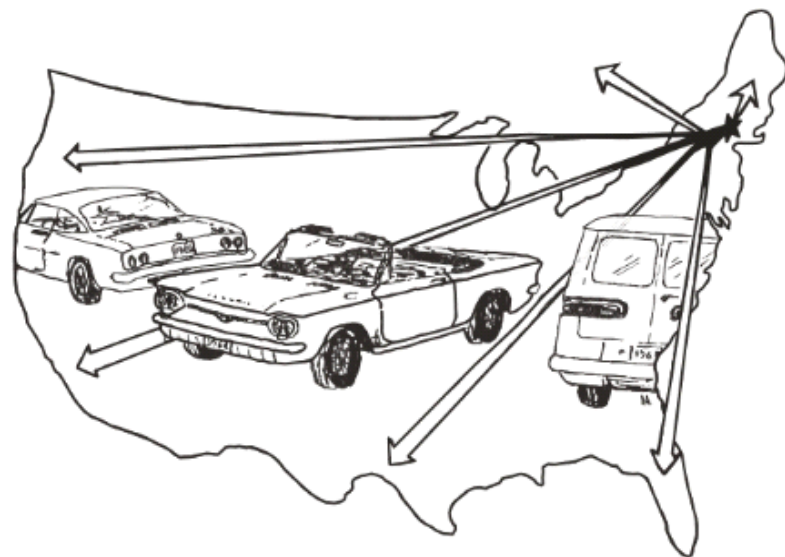
For more show information contact either
Paul Botelho—508-822-9665—paulbotelho@verizon.net
Dave McMillan—508-298-4926—dmac632000@yahoo.com

Don't forget Clark's *SPECIAL SHOW* discounts!
10% off with cash, 5% off with Credit Card or Check
We *STRONGLY* encourage pre-orders!
Clark's will have your order ready for you and you'll have more time to enjoy the show!









® WE WISH TO THANK ALL THE SPONSORS AND SUPPORTERS OF OUR CLUB AND THE RECALL. WITHOUT THE HELP THEY PROVIDE WE COULD NOT DO IT, PLUS THE WORDS "CORVAIR PARTS AND SERVICES" WOULD BE HISTORY..

Clark's Corvair Parts®

Our catalog lists over 15,000 parts for your Corvair. We carry engine parts, body panels, upholstery and much more! There are 1,000's of reproduced items available, pages of technical information and lots of other helpful hints.

Check us out at www.corvair.com or call today to order a copy of our printed catalog. You will quickly see why we are the world's largest supplier of parts and all your other Corvair needs. Clark's - More than Parts!

Clark's Corvair Parts® 400 Mohawk Trail, Shelburne Falls, MA 01370

(413)625-9776 www.corvair.com email: clarks@corvair.com

Clark's Corvair Parts®



635-5681 7AM — 7PM
MONDAY – FRIDAY

Worldwide supplier of Corvair parts, service, and accessories for over 20 years!

CALIFORNIA CORVAIRS

15088 La Palma Drive, Chino, CA USA 91710
Open: Tuesday - Saturday 10am - 6pm (PST)

E-Mail Us!  

(951) 284-3555
Fax: (951) 284-3777







Corvair

Home **PARTS** Services About Us Links Fun Stuff

At California Corvairs, we offer an outstanding variety of high-quality, rust-free sheet metal and replacement body panels from across the western U.S.! Over 50 parts vehicles on-site! Hey, what did you expect?

CALIFORNIA CORVAIRS HAS THE BEST RUST-FREE BODY PANELS!

We also carry thousands of pre-sorted new, used, NOS, and re-built parts...

If we don't have what you're looking for, we'll help you find it!



And remember, if you're in the market for either a running Corvair or project vehicle, we usually have a good selection available for sale...Ask Us!


ORDER OUR CATALOG!...A full 8 1/2" x 11" in size, with over 120 pages of detailed parts information, illustrations, and complete price guide. Just \$6 mailed direct to your door!

Home **PARTS** Services About Us Links Fun Stuff

CENTRAL NY CORVAIR CLUB INC
PO BOX 616
JAMESVILLE, NY 13078

postage

C.N.Y.C.C. MEMBERSHIP



NAME: _____

STREET ADDRESS: _____

CITY: _____ STATE: _____ ZIP: _____

TELEPHONE: _____ E-MAIL: _____



ARE YOU A MEMBER OF CORSA? _____ PLEASE JOIN NOW! Ask us for details
HOW MANY CORVAIRS TO YOU OWN? _____ PARTS? Y ___ N ___

CENTRAL NEW YORK CORVAIR CLUB WELCOMES YOU.
PLEASE FEEL FREE TO ADD ANY COMMENTS TO THIS
FORM.

Please remit form and dues (\$25.00) to:

Central New York Corvair Club
Gloria Fear
P.O. Box 616
Jamesville, NY 13078



JOIN US
Corvair Fans come join the Central New York
Corvair Club. We are a fun group! We have
an outing every month and a business
meeting once a month. We have tech sessions
every once in a while. We would like new
members and new ideas. We are a very social
group and wives are always invited. For more
information please call Kevin or Gloria Fear
at 315-492-9553. We hope to see you at the
next meeting.