



# CORVAIR FAN



CENTRAL NEW YORK CORVAIR CLUB  
JULY 2019



## IN THIS ISSUE

Page 1– Prez sez

Page 2 - Article on Corvair tools  
and parts

Page 3 - activities

Page 4– kitchen corner  
2012 club officers

Page 5— secretary's report

Page 6– Tim's Tech Time and  
Ramblin's  
Georgia Roving

Page 7— pictures

Page 8– Steve's project & pictures

Page 9— ads


## CNYCC PICNIC

MARK THE DATE — SUNDAY AUGUST 4TH.

OUR PICNIC PLACE IS RESERVED AT THE PAVILLION AT PRATT'S FALL'S PARK. WE HAVE IT FOR THE DAY SO COME WHEN YOU CAN AND WE'LL PLAN ON EATING AROUND 1:00. THE CLUB IS PROVIDING THE MEAT, ROLLS AND ALL THE PAPER PRODUCTS. BRING YOUR OWN DRINKS AND A DISH TO PASS. EVERYONE WELCOME! SEE YOU THERE.

## THE PREZ SEZ

Two weeks ago, several members of the CNYCC went to the car show at the American Legion in Baldwinsville NY. they had a great attendance and we escaped before the rain came. My Rampy would not start, so we left her at camp in the garage. Rampy will be ready for the next show, runs great. Our 45th recall is another great show Thanks to all of our members who worked to make it another success. We had a good turnout of guests from other clubs, we hope they had a great time and we are looking forward to seeing them all next year. Our thoughts and prayers go out to Clara Halstead and daughter Michele Davis who both had Medical issues recently, both are doing well. Corsa Convention to be held this month in the Chicago IL area, hopefully all of your reservations are set to go for another great event Looking forward to this trip, Dave and Marge are also attending we will be having a super time. Weather has been great, and we are looking forward to this month, Corvair time in Central NY. Phil CNYC





## Corvair Tools and Parts - Keeping it all together

### Tools and Parts.

chances are good you are doing most, if not all, of the work on your car, so you'll need some tools. And while I strongly recommend buying parts from the Corvair vendors, I have listed part numbers for some common items in case you need them the day before an event.

### Tools.

First of all, if it's broken, best to fix it before you get there. Don't carry around tools and parts because something is wrong and you haven't had time to repair it. Fix it where you have all your tools and supplies available if at all possible. However, at an event, or on a long trip you should have some basic tools with you for minor adjustments and in case something lets go, or breaks on a friend's car. I've also found a compact tool kit very useful for junkyarding where you don't want to lug a full size box.

### Buying Tools.

For tools I strongly recommend buying good tools. Having a tool break in the middle of a job is irritating at least, and good tools won't slip off the fasteners as easily. There is great debate as to which tools are best, and certainly if you have the budget buying Snap-On or Mac is the way to go. Like most of us I don't have that sort of budget, so generally I buy Craftsman - they hold up well and you can get a replacement if one should break just about anywhere in the U.S. Whatever brand you pick, make sure you get a lifetime warranty, and don't buy junk. Carefully selected tools from Harbor Freight is another good way to go. If no store nearby, try online ordering.

### Tool Lists.

Smitty Smith's "Press On Regardless Kit". ( I consider Smitty a top "go to" for Corvair help.)

### Smitty Says:

Onward and upward, never say die. It is amazing how the Corvair can get you there against all odds if one shows just a little ingenuity. Tain't gonna happen with a new car. Several years ago as I was pulling into a camp ground with the camper on the back of the wagon a guy in a pickup was pulling out. He rolled down the window and said, either you are the best mechanic in the world or the most crazy S\*\* Of A B\*\*\*h in the world. That's the way it should be for all of us. Our badge of honor. If you leave home with it, then come back with it running.

### Oil pressure switch socket.:

The oil pressure switch for the warning light has an eight sided edge, not a hex, and to change it you should use a special socket - not pliers! While you can get a generic socket from the auto parts store that will remove and install the switch without breaking it, Kent-Moore made a "J" tool that fits our cars without removing the alternator or fuel lines. Mac Tools made one as well, it seems to be a pretty close copy of the K-M tool, I have one and checked the fit on a friend's '63. Sure enough, just take the wire off and you can sneak it in there. The K-M tool is J-21757 (thanks to Joel McGregor for the number) and the Mac version is SC40, but be aware there are later versions that are taller, you want the one that the main body is about the same height as the width.

I grind the bottom of the socket down, and put a line at the top so I know where the terminal is. I use a "wobble drive" extension. TC.

Excerpted from posts on Virtual Vairs and other Corvair websites, some are Copyright Bryan Blackwell.

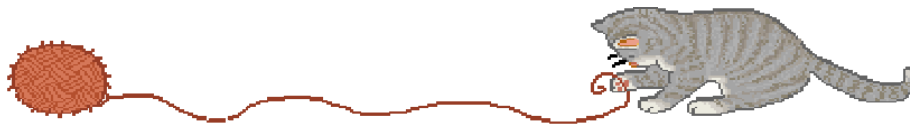
Slightly modified by Tim Colson

My modified oil switch socket



A CORVAIR NITEMARE:  
stud pulled threads from block





### PLEASE NOTE

Meetings are returning to the first Thursdays of the month. Located at the OTB Phoenix Sports Restaurant. We have our own room to eat and have our meetings. Meetings start 7:00 — please come earlier if you'd like to eat so we can start the meetings on time. The motorcycle club may move to Wednesday but if you see them setting up at the main door parking lot, please go to the other side to park.

## ACTIVITIES

Mike, owner of the OTB has agreed that we can hold our regular Thursday evening meetings the first Thursday of each month. We'll do this starting in April. In the summer months there will be a huge motorcycle cruise in each Thursday. They'll be outside in the parking lot that indicates the restaurant entrance. We can park on the other side of the building and go in that entrance — restaurant is in the middle of the building with doors at both ends. Very convenient so there's no problem with this arrangement. It may be a bit more crowded as far as food service but Mike is going to have a buffet available too so that will make it easier.

JULY— NO BUSINESS MEETING SINCE IT FALLS ON JULY 4th

July — 6th — car show Fair Haven — behind Fire Dept

August 1st — business meeting OTB Sports Restaurant

August 3rd — Port Byron car show — registration E'mailed separately

August 4th — Picnic at Pratt Falls pavilion. Club will provide the meats, rolls and paper/plastic products. Bring your beverages and a dish to pass. Come anytime, we'll eat around 1:00.

August 11th — VW show Oneida Shores Park

Sept 5th — business meeting OTB Sports Restaurant

Sept 8th — Wampsville car show

Sept 22nd — Jordan Fall Festival. — they finally set the date but no info available yet

Oct 3rd — Business meeting OTB Sports Restaurant

Nov 17th — Corvair Family Thanksgiving dinner — Tony's Restaurant Burnet Av Syracuse — more to come on this

If you have any ideas please let us know. Everything is always subject to change. If there's subjects or projects you'd like covered at tech sessions, please let Tim know so we can plan that too. This all takes advance planning so please try to let us know early enough so we can make our events what you'd like.

Call Tim or Rita at 689-3366 or E mail Tim at N2VZD@aol or ritac44@aol.com



## Kitchen Corner

### Company Chicken

6 boneless skinless chicken breasts  
6 slices swiss cheese  
¼ lb fresh mushrooms, sliced  
1 ( 10 ¾ oz ) can cream of chicken soup  
½ c dry white wine  
2 c herb seasoned stuffing mix  
8 Tbl butter, melted

Preheat oven to 350°. Place chicken in a greased 9X13 pan. Top each piece with Cheese. Arrange mushrooms over cheese. Mix soup and Wine together; pour over chicken. Sprinkle Stuffing over top & drizzle with melted butter. Bake 35 to 40 mins.

### Greek Chopped Salad

1 cucumber  
4 to 5 ripe Roma tomatoes  
1 lrg red bell pepper  
1 small red onion  
1 ( 15 oz ) can garbanzo beans, rinsed & drained  
Dressing;  
3 Tbl red wine vinegar  
2 Tbl olive oil  
2 tap dried oregano  
¼ tsp salt

Whisk dressing ingredients & set aside. Dice the cuke, onion, bell pepper & tomatoes ( remove any excess liquid from tomatoes ). Put veggies and beans in a lrg bowl. Add dressing & toss to combine.

### Peach Pie

2 ( 9" ) pie crusts  
5 c peaches, peeled, pitted and sliced  
2 tsp lemon juice  
½ tsp vanilla extract  
1 c sugar  
¼ c cornstarch  
½ tsp cinnamon  
¼ tsp nutmeg  
1/8 tsp salt  
2 Tbl butter, diced  
1 to 2 Tbl milk  
1 Tbl course sugar

Line a pie tin with one crust. & set aside. Combine peaches, lemon juice, and vanilla in lrg bowl. Mix sugar, cornstarch, cinnamon, nutmeg, and salt together and add to peaches. Spoon into crust, dot with butter. Place top crust on, trim edges and seal. Cut vent on top. Brush milk over top and sprinkle with course sugar. Cover edges with foil to prevent burning. Bake at 400° for 50 to 55 mins until crust is golden.



President  
Phil Domser  
315-732-1262  
E-mail - pdomser1@yahoo.com



Vice President  
Pete Okussick  
315-252-8105  
E-mail - Pokus4@msn.com



Secretary  
Pam Okussick  
315-252-8105  
E-mail - Pokus4@msn.com



Treasurer  
Kevin Fear  
315-492-9553  
E-mail - monza64@aol.com



Membership  
Gloria Fear  
315-492-9553  
E-mail - globug39@aol.com



Editors/ Events  
Tim and Rita Colson  
315-689-3366  
E-mail N2VZD@aol.com or ritac44@aol.com



Web Master  
Jim Smith  
pjsmith264@windstream.net

## 2011 CNYCC OFFICERS



Secretary Report

June 6, 2019

Meeting was called to order at 6:52p.m.

Motion to accept mins as printed in the Fan by Lew and seconded by Dave

No Treasurer's report available

Old Business:

Recall :

- : Marge & Dave suggested having a smaller show going forward.  
Concourse will be at the Hotel, cruise in Friday night, banquet Saturday.  
There was a discussion of using a different venue  
Lew suggested downsizing the funkana or auto cross  
Dave made a motion to drop the valve cover races this year for lack of participation, Mary seconded, motion carried.  
All stuff for Recall give to Corina & Lee  
Meet at the hotel around 9:30—10 a.m. Friday

New Business;

Activity Report;

June 15th — American Legion car show —

Group to meet @ Stewart's 9 a.m. to caravan together, Corina will be early and ensure spots are saved.

There is NO business meeting in July as it falls on the 4th.

July 6th — Fair haven car show

July 18 — Syracuse Nationals, Fairgrounds

July 23 CORSA National Convention

Aug 4th — CNYCC picnic Pratt Falls

Aug 11th — VW show, Oneida Shores

Clara and Lew suggested T-shirts for the club with logo or polo shirts. Corina and Clara will get pricing .

Corina will revisit jackets after the Recall for pricing and styling.

Motion to adjourn; motion Lew, second Tim, motion carried

Meeting adjourned 7:15

acting secretary, Corine

attending; Tim, Rita, Dave , Marge, Rick Gaffney, Phil, Martha, Lew, Clara, Lee, Corina, Mary G, Don G, Steve and Bruce.



TIM'S TECH TIME AND RAMBLIN'S

HELLO AGAIN from the very busy little Corvair Shop in Memphis NY.

June was a very busy month for us , with Car events and Ham radio events. We had a great time at the 45th Recall. I use the Rumpy a lot for the ham radio event each June , so I have been putting off changing the transmission and differential. Good thing I did , because I finally found someone that really understands troubleshooting Corvair powerglides. They said that my transmission is probably fine , and the converter was most certainly the culprit. I have never seen a bad one before. So I added a low mileage late converter to the job , and still replaced the tranny and went back to a 3:55 differential from the 3:27. I like the better pickup from the 3:55. If it was a car , it would be a completely different situation. Amazing the difference in feel on the road. I took the motor out yesterday , and it is back in today , but I had to leave it because of other things that needed to be done. It should not take long to finish it up. I plan on being at the Fairhaven show this coming weekend with it.

I am waiting for the first hand report from John and Greg Hudson on adventures running the 2019 Great Race from Riverside California to Tacoma Washington. They were part of 150 entrants this year. The 40 Chevy has been over 150,000 miles since 1991.

It was sad to hear about Smitty Smith getting tangled up in a bad crash on a super highway with his famous "64" Lakewood. I sure hope they can fix him and the car up again.

I always hear at meetings and events people saying "if you ever find a early or late convertible , let us know. I have posted a few for sale items lately that sold .

I have been working a lot on the 63 8door van for Phil. Working on lots of details getting ready to install a Spyder dash. The wiring that came with the van is chopped up , so I am making a new one from parts I have here. I also am having fun putting all the doors together. Latches on these things are fun to get working smoothly when they have been partially taken apart and BENT out of the way. Lots of rods and links involved , with not much room to work. I am rebuilding the headlight buckets with all new hardware and plastic parts after stripping them and repainting them with gloss black Rustoleum. There will be all bright L E Ds installed. A 4 way flasher will be included.

If you find any Corvairs for sale and want me to "spread the word" , PLEASE get all the information . I need contact info , full information on the vehicle , and pictures if at all possible. Incomplete info will not be posted, or it will have YOU listed as contact.

Our webmaster would like photos of your Corvair projects or from the 2018 Recall to put on the [www.cnycorvair.com](http://www.cnycorvair.com) website. If you have taken any , please send them to [pics@cnycorvair.com](mailto:pics@cnycorvair.com)

members can register at : [http://www.cnycorvair.com/cnycc\\_member\\_login.php](http://www.cnycorvair.com/cnycc_member_login.php)

REMEMBER THE UPCOMING SHOWS FAIRHAVEN PORT BYRON VW SHOW


Regards , from Tim Colson [http://www.cnycorvair.com/Little\\_Corvair\\_Shop](http://www.cnycorvair.com/Little_Corvair_Shop) THINK RECALL 2019 !

GEORGIA ROVING

by Len Smith

Not too much to report this month. Our alternating periods of rain along with our 19 straight days of 90 degrees or better made it kind of difficult to look forward to outside events. June 1st was one of the hot days, with fairly cool mornings and some respite as night approached. So on that day, I motored to the swap meet at Atlanta Dragway to display my 65 Corsa and to look for "must-haves". Since all of the other guys that I usually go with had other commitments, I made a solo journey through the aisles of items for sale and the row of cars on display. I took some photos, but didn't find anything to open my wallet for. I stayed for a few hours, and as the morning heated up, took my leave to go home and cool off. Check out the photos.

That evening was the monthly American Street Rdders cruise-in in Hoschton, so we cruised the big Mercury drop-top to the site. It was almost packed by 5:15. We drew about 60 cars, which is a good showing. We put our chairs in the shade, ate our subs for supper, had some ice cream, and chatted. I roamed the field of cars, finding several the I hadn't seen before, such as a Chevy S-10 with a V-8 swap. We didn't get our numbers called for any of the cash prizes, but still had a good time. As the sun set in the west, we motored home in the cooling air with the top still down. Kind of a short list of car activities, but it is what it is. There are a few pictures; hopefully, next month will be a little busier, car-wise.





Corvair powered, engine/power train appears to be a 64, YN code with a blue cased PG. It looked like too much fun to not buy it. Currently soaking the cylinders to get engine to turn. "Ran when parked..." Reportedly the only one built with a Corvair power train, seen pictures with VW power.

A VERY INTERESTING VEHICLE !



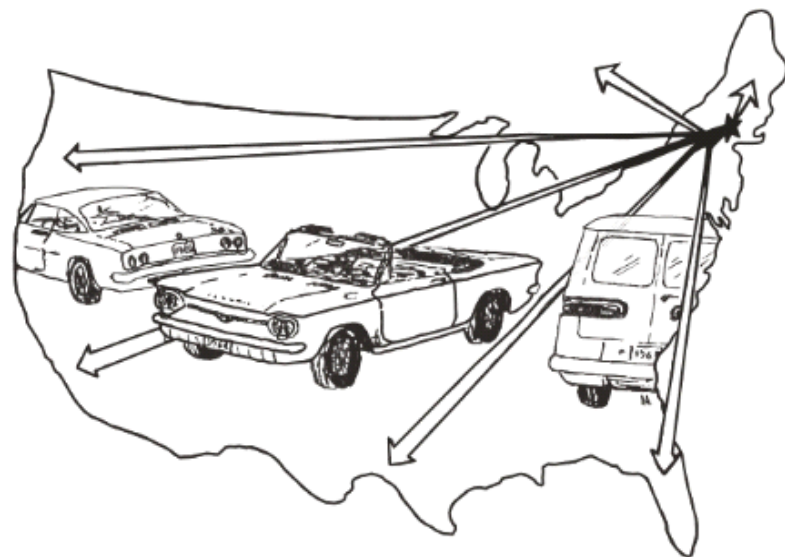
"Smitty"

Last week "Smitty" of Virginia Beach , was involved in a serious accident on a super highway near his home with his beloved "64 Lakewood", a car I have enjoyed since I first saw it at a CORSA nationals long ago. This car has it all , very well done , and driven all over the united states , sometimes towing a neat small camp trailer He had a lot of neat "options" on this car. Most of us have met him at shows and nationals.

He is in the hospital recovering from several serious injuries. Friends have recovered the car from towing service , and stowed it in a safe place for now. We hope he has speedy recovery , and they are able to repair that super nice car. I have a lot of pictures and memories of that car , including him working on it in the parking lot at the Portland nationals , I think on his 50th anniversary.. This car came to recall long ago. We were made aware of his misfortune thru posts on Virtual Vairs..







® WE WISH TO THANK ALL THE SPONSORS AND SUPPORTERS OF OUR CLUB AND THE RECALL. WITHOUT THE HELP THEY PROVIDE WE COULD NOT DO IT, PLUS THE WORDS "CORVAIR PARTS AND SERVICES" WOULD BE HISTORY..

## Clark's Corvair Parts®

Our catalog lists over 15,000 parts for your Corvair. We carry engine parts, body panels, upholstery and much more! There are 1,000's of reproduced items available, pages of technical information and lots of other helpful hints.

Check us out at [www.corvair.com](http://www.corvair.com) or call today to order a copy of our printed catalog. You will quickly see why we are the world's largest supplier of parts and all your other Corvair needs. Clark's - More than Parts!

Clark's Corvair Parts® 400 Mohawk Trail, Shelburne Falls, MA 01370

(413)625-9776 [www.corvair.com](http://www.corvair.com) email: [clarks@corvair.com](mailto:clarks@corvair.com)

# Clark's Corvair Parts®





635-5681 7AM — 7PM  
MONDAY – FRIDAY






Worldwide supplier of Corvair parts, service, and accessories for over 20 years!

**CALIFORNIA CORVAIRS**

15088 La Palma Drive, Chino, CA USA 91710  
Open: Tuesday - Saturday 10am - 6pm (PST)

E-Mail Us!  

(951) 284-3555  
Fax: (951) 284-3777


Home **PARTS** Services About Us Links Fun Stuff

At California Corvairs, we offer an outstanding variety of high-quality, rust-free sheet metal and replacement body panels from across the western U.S.! Over 50 parts vehicles on-site! Hey, what did you expect?

**CALIFORNIA CORVAIRS HAS THE BEST RUST-FREE BODY PANELS!**

We also carry thousands of pre-sorted new, used, NOS, and re-built parts...

If we don't have what you're looking for, we'll help you find it!



And remember, if you're in the market for either a running Corvair or project vehicle, we usually have a good selection available for sale...Ask Us!

**ORDER OUR CATALOG!**...A full 8 1/2" x 11" in size, with over 120 pages of detailed parts information, illustrations, and complete price guide. Just \$6 mailed direct to your door!

Home **PARTS** Services About Us Links Fun Stuff


CENTRAL NY CORVAIR CLUB INC  
PO BOX 616  
JAMESVILLE, NY 13078

postage



[www.cnycorvair.com](http://www.cnycorvair.com)

### C.N.Y.C.C. MEMBERSHIP



NAME: \_\_\_\_\_

STREET ADDRESS: \_\_\_\_\_

CITY: \_\_\_\_\_ STATE: \_\_\_\_\_ ZIP: \_\_\_\_\_

TELEPHONE: \_\_\_\_\_ E-MAIL: \_\_\_\_\_



ARE YOU A MEMBER OF CORSA? \_\_\_\_\_ PLEASE JOIN NOW! Ask us for details  
HOW MANY CORVAIRS TO YOU OWN? \_\_\_\_\_ PARTS? Y \_\_\_ N \_\_\_

CENTRAL NEW YORK CORVAIR CLUB WELCOMES YOU.  
PLEASE FEEL FREE TO ADD ANY COMMENTS TO THIS FORM.

Please remit form and dues (\$25.00) to:

Central New York Corvair Club  
Gloria Fear  
P.O. Box 616  
Jamesville, NY 13078



JOIN US  
Corvair Fans come join the Central New York  
Corvair Club. We are a fun group! We have  
an outing every month and a business  
meeting once a month. We have tech sessions  
every once in a while. We would like new  
members and new ideas. We are a very social  
group and wives are always invited. For more  
information please call Kevin or Gloria Fear  
at 315-492-9553. We hope to see you at the  
next meeting.