



CORVAIR FAN



CENTRAL NEW YORK CORVAIR CLUB
MAY 2019



IN THIS ISSUE

Page 1– Prez sez

Page 2 - Georgia Roving

Page 3 - activities

Page 4– kitchen corner
2012 club officers

Page 5— secretary's report

Page 6– Tim's Tech Time and
Ramblin's

Page 7— Recall

Page 8– Steve's project & pictures

Page 9— ads



Annual dues of \$25.00 for the CNYCC are due as of May 1, 2019.

Please **MAIL YOUR PAYMENT TO**
PO Box 626, Jamesville, NY 13078, att:
Kevin Fear

THE PREZ SEZ

May 2019

Getting packed for our trip to Helen, Georgia. We will be attending The Springfest for 2019. It is a fabulous two day car show and a great show. CNYCC has a few members who reside in Georgia and we will be meeting up with them at the show (Lenny and Sherry Smith and Rick Gaffney). Looking forward to this show and warmer weather.

Our annual Recall will be here next month. Get your reservations in to the hotel and contact Pam for show reservations. This going to be another super show and you wouldn't want to miss it . Looking forward to seeing all of you next month.

My newest toy is now out in Memphis NY. It is good hands with Tim who is preparing it for another Tim Colson Special Power Plant. It is a 1963 Corvan 8 door I recently acquired out Chino CA. Hopefully it will ready to roll in a few months.

The car shows and cruise ins will soon be upon us get out there enjoy this great weather and have a good time. Till next month this is THE PREZ of the CNYCC signing off. Phil





GEORGIA ROVING

by Len Smith

After three consecutive Saturday swap meet rainouts in December, we finally got a sunny but cool first Saturday to hold a swap meet. Despite the sun, the day was cool (low 30s in the morning), which discouraged some of the vendors and shoppers. However, we hardy souls braved the chill and walked the aisles. No real bargains, but we got some exercise. I did snap a few photos to put on Members Photos.

After days of cold and rain and other such things, we got another sunny but cool Saturday on February 2. Once again, a smaller turnout due to the big 2-day Moultrie swap meet (about 4 hours away) and all the hoopla of Super Bowl Weekend in Atlanta (about an hour away). Anyway, we again enjoyed our walk and hoped for a larger turnout in March. I did get a few photos again. Check them out.

Surprise. Another sunny but cool Saturday on March 2. The ground was still too soggy to get out my turbo car, so I drove my pickup. The focus for this month's swap meet was bicycles, with 2 rows devoted to bicycles and bicycle parts. We're not into bicycles, so we skipped those rows. Mostly we roamed the aisles looking for bargains that we couldn't resist. I guess that we have a high tolerance for temptation; the only one to grab a bargain was George, who scored an intake manifold for one of his engines. Other than that, we had a nice walk. As usual, I snapped a few photos. Take a look.

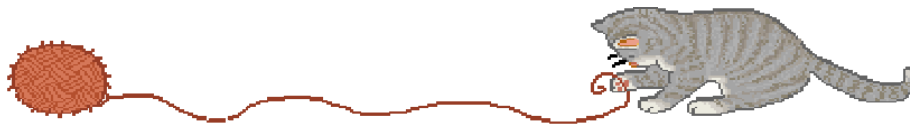
The April swap meet at Atlanta Dragway took place a week earlier on March 30 due to a conflict with a race being held at the track on April 6. So we got to visit the track twice in March. The ground was dry enough to take my turbo car, so I parked with the other show-offs in the display area. There were about 25 of us there, many of whom are regular attendees like me. We roamed the aisles again this month, mainly to talk and walk. We exercised for about an hour and a half, our wallets still occupying our pockets. The weather was nice and we were our usual "mature" selves, so we had fun. A few more pictures on the website.

That evening, we attended a sort of impromptu cruise-in at Lakeside Mall in Gainesville. The gathering has no sponsor, no entry fee, no door prizes, no music, just vehicles of all categories. There were many late model muscle cars (Camaros, Mustangs, Corvettes, Challengers etc.), traditional muscle cars, restored cars, rat rods, modified cars and trucks, motorcycles, imports - just about any category that you can imagine. According to our friend John, who brought it to our attention, this has been a yearly event for several years. It's not advertised and only mentioned on Facebook and passed by word-of-mouth. Sort of like a flash mob. When we arrived at about 4:30, there were already about 50 vehicles lined up on the outer perimeter of one of the parking lots. There was no designated parking area, so the cruise-in cars were mixed in with the vehicles of the mall shoppers. The parking area spread as more and more cruisers arrived. Some of the drivers actually cruised the parking lots, which seemed a little risky, given the spectators and shoppers also in the driving lanes. A few drivers even "performed" for us on the street outside the mall. Nobody got hurt or angry, so I guess there was a lot of care being taken. We walked to check out the vehicles and to take a few photos (my camera battery died after about 5 shots, so not much to share). It was an interesting experience, but some aspects seemed a bit unsafe. When we left about 7:30, there were probably over 150 vehicles there. I heard that the gathering usually lasts until 10 or 11 P.M., but old folks need our rest. Different kind of car experience.

April 6 was the season opener for our American Street Rodders monthly cruise-ins. The weather cooperated and we drew about 40 cars. One of our drawing cards is that we award cash door prizes - no wash buckets. About 20 people went home a little richer, with from \$10 to \$100. Unfortunately, we were not among them. There's always next time. Russ and Leslie were there with their 66 GTO, so we sat with them and chatted. One of our members has arranged for a local ice cream company to donate 3 tubs of ice cream for each cruise-in. We use this as a fund-raiser for the Homeless Veterans shelter that our club supports. Contributions are collected for the ice cream and all those funds go to the shelter.

We also have a donation jar at the sound gazebo; thus we are able to make a good donation to the shelter each month. As the word spreads about our cash prizes and donations, we hope to attract more entrants to support our cause. I walked the rows of car and took a few photos (battery revived) to post. Take a look.

I don't usually attend the race events at the Atlanta Dragway, but I was given a free ticket, so why not use it? The weather had been rainy, but it was dry when I left home. When I got to the track about 10 miles away, I noticed that it rained there recently. Most of the race cars were still in their trailers or under cover, so I navigated through the mass of motor homes and enclosed trailers (lots of money evident there) as racers began to uncover their rides. I talked to a few of them and complimented them on their vehicles. As the rain stayed away, more race cars came into view. I walked around for about an hour and a half checking out the cars and taking photos. At about 10:30, I drifted over to the grandstand to check out some of the qualifying. Loud and quick was the order of the day. After about a half hour of noise and excitement, my ears decided that it was time to leave. Quite a nice morning for free. More pictures.



PLEASE NOTE

Meetings are returning to the first Thursdays of the month. Located at the OTB Phoenix Sports Restaurant. We have our own room to eat and have our meetings. Meetings start 7:00 — please come earlier if you'd like to eat so we can start the meetings on time. The motorcycle club may move to Wednesday but if you see them setting up at the main door parking lot, please go to the other side to park.

ACTIVITIES

Mike, owner of the OTB has agreed that we can hold our regular Thursday evening meetings the first Thursday of each month. We'll do this starting in April. In the summer months there will be a huge motorcycle cruise in each Thursday. They'll be outside in the parking lot that indicates the restaurant entrance. We can park on the other side of the building and go in that entrance — restaurant is in the middle of the building with doors at both ends. Very convenient so there's no problem with this arrangement. It may be a bit more crowded as far as food service but Mike is going to have a buffet available too so that will make it easier.

May 2nd — Business meeting OTB Sports Restaurant 7:00

June 7th—9th — Recall Hilton Garden Hotel

June 15th — Car show American Legion, Baldwinsville. Lee will have info at May meeting

JULY— NO BUSINESS MEETING SINCE IT FALLS ON JULY 4th

July — 6th — car show Fair Haven — behind Fire Dept

August 1st — business meeting OTB Sports Restaurant

August 4th — Gloria is working on arrangements for a picnic

August 11th — VW show Oneida Shores Park

Sept 8th — Wampsville car show

Sept 22nd — Jordan Fall Festival. — they finally set the date but no info available yet

Oct 3rd — Business meeting OTB Sports Restaurant

Nov 17th — Corvair Family Thanksgiving dinner — Tony's Restaurant Burnet Av Syracuse — more to come on this

If you have any ideas please let us know. Everything is always subject to change. If there's subjects or projects you'd like covered at tech sessions, please let Tim know so we can plan that too. This all takes advance planning so please try to let us know early enough so we can make our events what you'd like.

Call Tim or Rita at 689-3366 or E mail Tim at N2VZD@aol or ritac44@aol.com



Kitchen Corner

Roasted Chicken & Veggies

2 chicken breasts, cubed
 1 c bell pepper, chopped
 ½ onion, chopped
 1 zucchini, chopped
 1 c broccoli florets
 ½ c tomatoes, chopped or use grape or cherry tomatoes
 2 Tbl olive oil
 ½ tsp salt
 ½ tsp pepper
 1 tsp Italian seasoning
 ¼ tsp paprika
 preheat oven to 450°. Place chicken and veggies on a sheet pan. Mix olive oil, salt, pepper, Italian seasoning, & paprika. Toss with chicken and veggies to combine. Bake 20 mins until chicken is cooked through.

Bacon & Brussels Sprout Salad

For the dressing:
 Juice of 1 lemon
 Juice of 1 orange
 2 –3 Tbl apple cider
 1 shallot, minced
 ½ c olive oil
 ½ tsp each salt & pepper
 For the salad
 4 dozen Brussels sprouts
 1 c almonds
 6 slices cooked bacon, crumbled
 1 c parmesan cheese

Combine the dressing ingredients and whisk until creamy looking. Slice sprouts as thin as possible. Toss the shredded sprouts with the rest of the salad ingredients and dressing. Serve within a few hours of mixing.

Peanut Butter Chocolate Dessert

20 Oreos, divided
 2 Tbl butter, softened
 1 (8 oz) pkg cream cheese, softened
 ½ c peanut butter
 1 ½ c confectioner's sugar, divided
 1 (16 oz) Cool whip, divided
 15 mini peanut butter cups
 1 c whole milk
 1 pkg instant chocolate fudge pudding mix

Crush 16 cookies, toss with butter. Press into an ungreased 9" square dish. Beat the cream cheese, peanut butter and 1 c confectioner's sugar until smooth. Fold in half of the Cool Whip. Spread over crust. Sprinkle with mini PB cups. Beat milk, pudding and remaining confectioner's sugar on low for 2 mins. Let set a couple mins until soft set. Fold in the rest of the Cool Whip. Spread over the PB cups. Crush remaining Oreos and sprinkle over the top. Cover and chill at least 3 hours.



President
 Phil Domser
 315-732-1262
 E-mail - pdomser1@yahoo.com



Vice President
 Pete Okussick
 315-252-8105
 E-mail - Pokus4@msn.com



Secretary
 Pam Okussick
 315-252-8105
 E-mail - Pokus4@msn.com



Treasurer
 Kevin Fear
 315-492-9553
 E-mail - monza64@aol.com



Membership
 Gloria Fear
 315-492-9553
 E-mail - globug39@aol.com



Editors/ Events
 Tim and Rita Colson
 315-689-3366
 E-mail N2VZD@aol.com or ritac44@aol.com



Web Master
 Jim Smith
 pjsmith264@windstream.net



"I figured you should have breakfast in bed on your birthday. Can you reach the stove okay?"



Secretary Report

April 4th, 2019

President Phil Domser called the meeting to order at 7:01.

Secretary's report- Motion made by Lew and seconded by Corina to dispense with the reading of the minutes. Motion approved.

Treasure's report- Kevin gave a report of the account balance and a motion was made by Lew and seconded by Pete to approve the balance of the account. No checks were written in the month of March. Motion approved.

Old Business- Pam brought up the idea to the group about a memorial page being published in the recall book for the members who have passed this last year. This was approved.

Photographer this Recall will be paid and will be Shelby Davis.

This years Registration form for Recall needs to be put in the up coming fan Pam will have Corina e-mail the form to Tim and he will make sure that it gets put in the fan.

Pam has paperwork if anymore is in need of it for room reservations, Recall ads, and for donations for Recall.

Rooms for the hotel are booking up, we currently have 7 booked out of the 15 rooms available.

May 2nd meeting will be the day to bring in items for the Gift Baskets and the Raffle Items, also for items to go into the bags that we give out. Please and thank you.

Tim stated that the new sound system has come in and is really nice and asked about how in the future will it be taken care of.

August 4th, 2019 Pratts Falls has been scheduled but Phil's Chicken Shack stated that they would not be able to cater the event. This discussion was tabled until the next meeting and Gloria will check on how much an additional permit for a caterer will cost.

Lew stated that we have received approval for the larger lot for the moving events for Recall.

A list will be going around tonight for the Hospitality room for needed food and jobs, please fill in as many spaces as you can. Remember many hands make for light work. Thank you.

New Business-

Rita Stated the Waterloo Show is May 26th, 2019.

Central Square Show is June 1st, 2019

No June Meeting for our group

Recall June 7th, 8th, and 9th, 2019

No July Meeting Happy 4th of July

Bayside car show July 6th Fair Haven

VW show oneida SHores is Aug 11th

Nationals in Syracuse New York July 18th - 21st, 2019

Corsa Nationals July 22nd - 27th

Our Meeting August 1st, 2019

50/50 Winner Corina in the amount of \$26.00.

Reminder to everyone to please get your ads for the Recall book sent in via e-mail to Doug ASAP. Contact Pam at Pokus4@msn.com or 315-252-8105 if you need to get in touch with Doug.

Motion to adjourn the meeting was made by Tim and seconded by Lew and the meeting was adjourned at 7:30 p.m.

Those attending the April meeting Tim & Rita Colson, Marge Mahan & Dave Robinson, Doug Dunlap, Pete & Pam O'Kussick, Lew & Clara Halstead, Don & Mary Goodney, Michelle & Skyler Davis, Bruce Brooks, Steve Lackey, Phil & Martha Domser, Kevin & Gloria Fear, David Domicolo, Corina Edwards.

Respectfully submitted.

Pam OKussick

TIM'S TECH TIME AND RAMBLIN'S

HELLO AGAIN from the very busy little Corvair Shop in Memphis NY.

Well I have a new project out in the shop now , thanks to Phil. It is a low production 1963 8 door van. It is all apart , needing all doors and windows worked on. I am cleaning parts , and looking thru my stuff to replace a lot of missing pieces. Looks like I will be replacing the motor with a bigger one I built for him a while ago. I will also be doing a lot of brake work on it. The dash is all apart , so I will install a Spyder dash. He is having the seats (it has FC buckets) redone with Clark's kits. A ton of details to work on , but mostly stock type items to deal with. Hopefully between his stuff and mine , we have all that is needed. The guy that sold it to him out in California seems to have left out a LOT of the needed parts.. I have included a few pictures of it . I am sure it will provide several stories in the coming months.

As far as my own stuff , it has been a long hard winter. I still have things to deal with on the Rampy. The Smokey motor seems to be cured now by replacing all the rings , and number 3 piston and cylinder. Looking at the old parts , I can not see why it is fixed , but it is. I diagnosed the source of the smoke by running it on the bench with no exhaust manifolds on it , so I could see that smoke was coming from #3 cylinder. The old parts measure correctly , and survived compression tests and cylinder leak down test , but still smoked bad. Another one of my mysteries here. With all the teardowns I did to the motor , I find that silicone O rings and Valve cover gaskets are well worth the slight cost difference. I am afraid there is more to come from that project, plus I still want to change the steering gear. My goal is to ready to drive it to shows real soon!

We have really enjoyed the new meeting spot at the OTB a lot.

If you find any Corvairs for sale and want me to "spread the word" , PLEASE get all the information . I need contact info , full information on the vehicle , and pictures if at all possible. Incomplete info will not be posted, or it will have YOU listed as contact.

Our webmaster would like photos of your Corvair projects or from the 2018 Recall to put on the www.cnycorvair.com website. If you have taken any , please send them to pics@cnycorvair.com

members can register at : http://www.cnycorvair.com/cnycc_member_login.php

REMEMBER THE UPCOMING SHOWS WATERLOO RECALL FAIRHAVEN

Regards , from Tim Colson http://cnycorvair.com/Little_Corvair_Shop

THINK RECALL 2019 !

Some pictures of Phils latest "erector set" or kit car?



Central New York Corvair Club

Recall 2019

June 7th, 8th and 9th

REGISTRATION FORM

Name(s):		Car(s) Year(s):	
Address:		Model(s):	
City/State/Zip:			
Phone: () -		E-Mail Address:	

	Quantit y	Price	Amount
Registration			
Family of 2 Registration Includes 2 Awards Banquet tickets, 1 Vehicle Event, 2 Hospitality Suite*		\$105	
Individual Registration Includes 1 Awards Banquet ticket, 1 Vehicle Event, 1 Hospitality Suite*		\$65	
Family of 2 Mini Registration Includes 1 Vehicle Event, 2 Hospitality Suite*		\$45	
Saturday Only Family of 2 Registration Includes 1 Vehicle Event, 2 Hospitality Suite*		\$45	
Saturday Only Individual Registration Includes 1 Vehicle Event, 1 Hospitality Suite*		\$25	
*Hospitality Suite includes lunch Saturday in all above registrations			
Concours or Car Display (circle one)		\$10	
Funkhana		\$10	
Autocross		\$10	
Other Events:			
Valve Cover Race		\$5	
Model Car Concours		\$5	
Extra Items:			
Additional Awards Banquet		\$40	
Additional Hospitality Suite (age 15 and above)		\$15	
Please make checks payable to CNYCC (room reservation costs not included)		Total:	

Please send to:

Pam O'Kussick
120 Chapman Avenue
Auburn, New York 13021

Restoration of 1965 Corsa—Part 4:


Mike returned the car to me in June of 2017—all the body work was done, but the car was still totally stripped of anything that could be un-bolted. My summers are pretty busy (actually, I'm not that busy, but being retired makes me think I am a lot busier than I actually am), so I didn't touch the car until the winter of 2017/2018. I started at the front and worked my way back. Mike Sterling had re-built the front cross-member, but it was held on by only 3 of the original bolts, just enough so he could move the car from his garage to my garage. I wanted to replace the bolts with new ones anyhow, so the cross member was removed and re-installed. For some strange reason, the original bolts all un-screwed without breaking or seizing in the "floating" nuts attached to the body. Originally, I had to apply heat to some of the bolts and used an impact wrench to get them out. Next came the steering column. This was probably a mistake because it was in the way of making the hose connections between the gas filler pipe and the new gas tank. I also installed an original style steel return gas line (for the turbo), and it was a nightmare getting that line in the rubber tee and the hose clamp installed. It'll probably leak. The steering column was one GM supplied on late 1965's, a two-piece with a coupling just in front of the firewall. I like that column better than the one piece because in a front end collision the driver is less likely to end up eating the steering wheel. Of course, if I had installed the tank first and made the filler/return line connections, they would have been in the way of installing the two piece steering column. My hat is off to the guys who built those cars in the factory—I'm not sure how they made all those connections so reliably.

I took the summer of 2018 off and did not work on the car again until March of 2019—I had taken on some engineering projects (couldn't say no to the money—if anyone has advice on how to rearrange my priorities, I'll welcome it). This weekend I'm installing the rear axles (new U-joints) and new shocks. Remember, I'm working front to rear. I should be ready to bolt the drive train in pretty soon, unless I take the summer off again.

Those of you who have been through this process know this, but I am amazed at how nothing fits. Brake lines, gas lines (especially the return line) and all other replacement parts just don't fall into place without tweaking, re-installing, removing, tweaking again, re-installing, on and on. Some of the issues may be due to the all the body work we did, but even the new gas tank didn't fit without some modification and we didn't do any body work around it. It'll probably leak. Again, I'm amazed they were able to mass produce this car—the factory workers definitely had a bigger hammer than I have. See the before and after pics looking toward the front from the engine compartment.

Pics 1198 and 1698

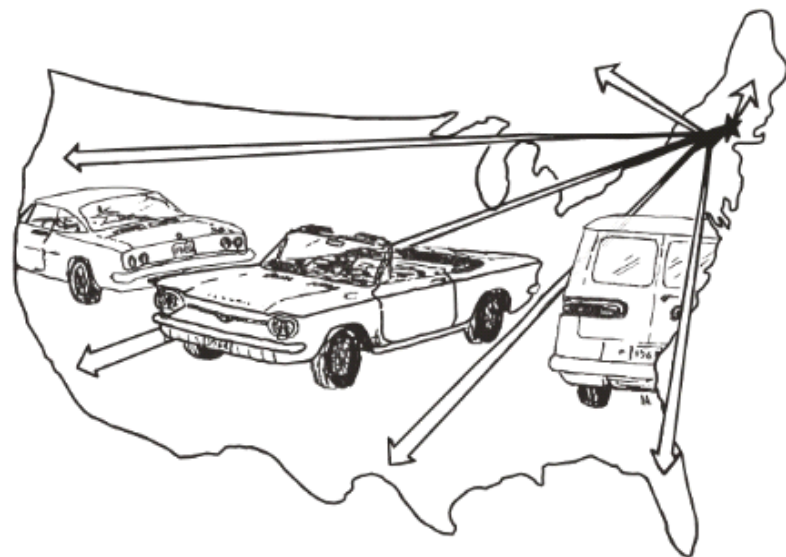
#1198 BEFORE



#1698 AFTER



^ SOME MORE PICTURES OF STEVE LACKY'S PROJECT ^



® WE WISH TO THANK ALL THE SPONSORS AND SUPPORTERS OF OUR CLUB AND THE RECALL. WITHOUT THE HELP THEY PROVIDE WE COULD NOT DO IT, PLUS THE WORDS "CORVAIR PARTS AND SERVICES" WOULD BE HISTORY..

Clark's Corvair Parts®

Our catalog lists over 15,000 parts for your Corvair. We carry engine parts, body panels, upholstery and much more! There are 1,000's of reproduced items available, pages of technical information and lots of other helpful hints.

Check us out at www.corvair.com or call today to order a copy of our printed catalog. You will quickly see why we are the world's largest supplier of parts and all your other Corvair needs. Clark's - More than Parts!

Clark's Corvair Parts® 400 Mohawk Trail, Shelburne Falls, MA 01370

(413)625-9776 www.corvair.com email: clarks@corvair.com

Clark's Corvair Parts®




635-5681 7AM — 7PM
MONDAY – FRIDAY






Worldwide supplier of Corvair parts, service, and accessories for over 20 years!

CALIFORNIA CORVAIRS

15088 La Palma Drive, Chino, CA USA 91710
Open: Tuesday - Saturday 10am - 6pm (PST)

E-Mail Us!  


(951) 284-3555
Fax: (951) 284-3777

Corvair

Home **PARTS** Services About Us Links Fun Stuff


At California Corvairs, we offer an outstanding variety of high-quality, rust-free sheet metal and replacement body panels from across the western U.S.! Over 50 parts vehicles on-site! Hey, what did you expect?



CALIFORNIA CORVAIRS
HAS THE BEST
RUST-FREE
BODY PANELS!

We also carry thousands of pre-sorted new, used, NOS, and re-built parts...

If we don't have what you're looking for, we'll help you find it!



And remember, if you're in the market for either a running Corvair or project vehicle, we usually have a good selection available for sale...Ask Us!

ORDER OUR CATALOG!...A full 8 1/2" x 11" in size, with over 120 pages of detailed parts information, illustrations, and complete price guide. Just \$6 mailed direct to your door!

Home **PARTS** Services About Us Links Fun Stuff


CENTRAL NY CORVAIR CLUB INC
PO BOX 616
JAMESVILLE, NY 13078

postage



www.cnycorvairst.com

C.N.Y.C.C. MEMBERSHIP



NAME:

STREET ADDRESS:

CITY: STATE: ZIP:

TELEPHONE: E-MAIL:

ARE YOU A MEMBER OF CORSA? PLEASE JOIN NOW! Ask us for details
HOW MANY CORVAIRS TO YOU OWN? PARTS? Y N

CENTRAL NEW YORK CORVAIR CLUB WELCOMES YOU.
PLEASE FEEL FREE TO ADD ANY COMMENTS TO THIS FORM.

Please remit form and dues (\$25.00) to:

Central New York Corvairst Club
Gloria Fear
P.O. Box 616
Jamesville, NY 13078



JOIN US
Corvairst Fans come join the Central New York
Corvairst Club. We are a fun group! We have
an outing every month and a business
meeting once a month. We have tech sessions
every once in a while. We would like new
members and new ideas. We are a very social
group and wives are always invited. For more
information please call Kevin or Gloria Fear
at 315-492-9553. We hope to see you at the
next meeting.