



# CORVAIR FAN



CENTRAL NEW YORK CORVAIR CLUB  
APRIL 2019



## IN THIS ISSUE

Page 1– Prez sez

Page 2 - Steve Lackey's project

Page 3 - activities

Page 4– kitchen corner  
2012 club officers

Page 5— secretary's report

Page 6– Tim's Tech Time and  
Ramblin's

Page 7— Recall

Page 8– Pictures

Page 9— ads



Annual dues of \$25.00 for the CNYCC are due as of May 1, 2019.

Please **MAIL YOUR PAYMENT TO**  
**PO Box 626, Jamesville, NY 13078, att:**  
**Kevin Fear**

## THE PREZ SEZ

April is here, Corvaire season is finally here. Time to get those Corvairs out, cleaned up, waxed up and ready to roll. In central New York, April 1st is the beginning of our warmer weather, no joke. We have been waiting all winter for this time of year (cabin fever).

My wife will be getting our bags packed and heading south to Georgia, Helen Georgia for this year's Springfest 2019. Always a great show and we are looking forward to some great weather, and a good time.

The CNYCC Recall will be here before you know it, get your reservations in for the hotel and the registrations in for the Recall. Contact Dave or Pam for more info concerning this year's Recall.

I hope everyone enjoyed their St Patrick's Day and green beer, till next month think spring.

Phil, CNYCC



## STEVE LACKEY'S RESTORATION PROJECT

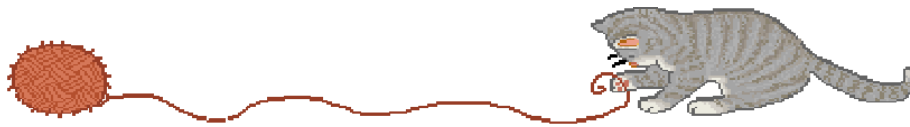
### Restoration of 1965 Corsa--(Part 3):

The floor boards we replaced all came from Clark's, they fit well and seem reasonably priced. The sheet metal at the bottom of the windshield was gone. This is a poor design area on the late models. I think the rust starts underneath—Fisher Body sprayed some foam material into the space between two body panels—the foam kept the interior tight and sound proof, but it held moisture from air entering the grill in front of the windshield. All late models seem to have lots of rust here. We ran into a lot more rust where water entered around the head light assemblies and collected in the “basin” area in the front corners of the trunk. Of particular concern to Mike Sterling (the sand blaster) was the loss of the small “channel” that holds the large rubber seal around the edge of the front trunk lid. To custom fabricate this small channel, along with major portions of the front fenders, would be expensive, and was nothing he wanted to undertake.

Mike found a shop in Los Angeles (I think it is called California Corvairs) that would send us about 2 feet of the front of a car, plus about 1 foot of the rear (below the taillights, each side of the rear cooling air exhaust grill). The panels would be cut from a rust free southern California Corvair. Cost was \$800, including shipping. I don't really have any good photos of this work, but there is one of the front of the car before blasting. It doesn't look too bad in this photo, but after sand blasting there were major holes. We received the panels and they were rust free, but lots of dings. I still have the tail light area left (we didn't use it) from the California car if anyone needs this panel for a late model. I've enclosed a photo of the car after the “new” front was installed, but it doesn't show the welded “joint” really well.

I had extra doors I'd collected over the years. The top of the door skin was gone in a couple, and the bottom of the skin in another couple. We made two good doors out of five by cutting and welding. I was going to repair the rocker panels, but Mike convinced me to order new ones from Clark's. Good thing we did this, because there was tons of rust behind the rockers. Convertibles have an extra steel member behind the rockers to keep the car from buckling in the middle. The member was more rust than steel in my car, so Mike fabricated new pieces out of heavy stock, removed the original rust panels and welded in the new ones. We had to provide support to keep the car from buckling when these panels were replaced—you can see the “pipes” in the door openings in the photos. All-in all, a lot of work for a supposedly low rust car.





### PLEASE NOTE

Meetings are returning to the first Thursdays of the month. Located at the OTB Phoenix Sports Restaurant. We have our own room to eat and have our meetings. Meetings start 7:00 — please come earlier if you'd like to eat so we can start the meetings on time. The motorcycle club may move to Wednesday but if you see them setting up at the main door parking lot, please go to the other side to park.

## ACTIVITIES

Mike, owner of the OTB has agreed that we can hold our regular Thursday evening meetings the first Thursday of each month. We'll do this starting in April. In the summer months there will be a huge motorcycle cruise in each Thursday. They'll be outside in the parking lot that indicates the restaurant entrance. We can park on the other side of the building and go in that entrance — restaurant is in the middle of the building with doors at both ends. Very convenient so there's no problem with this arrangement. It may be a bit more crowded as far as food service but Mike is going to have a buffet available too so that will make it easier.

April 4th — Back to the 1st Thursday of the month date. Still at the OTB Phoenix Sports Restaurant. Meeting at 7:00 but come early for a delicious meal and all the Corvair chit chat you can handle.

May 2nd — Business meeting OTB Sports Restaurant 7:00

June 7th—9th — Recall Hilton Garden Hotel

July — 6th — car show Fair Haven

July 19—21 — Syracuse National car show

July 23—28 CORSA national convention, St Charles ( Chicago ) Ill

August 1st — business meeting OTB Sports Restaurant

August 4th — Gloria is working on arrangements for a picnic

August 11th — VW show Oneida Shores Park

September 5th — business meeting OTB Sports Restaurant

September 8th — Wampsville car show

September — Jordan Fall Festival — no date announced yet

If you have any ideas please let us know. Everything is always subject to change. If there's subjects or projects you'd like covered at tech sessions, please let Tim know so we can plan that too. This all takes advance planning so please try to let us know early enough so we can make our events what you'd like.

Call Tim or Rita at 689-3366 or E mail Tim at N2VZD@aol or ritac44@aol.com



### Kitchen Corner

#### Sauteed Spring Vegetables

- 2 med yellow summer squash, sliced
- 1 lb fresh asparagus, trimmed & cut into 1/2 inch pieces
- 1 med Zucchini, sliced
- 1 small red onion, cut into thin wedges
- 1 cup green pepper strips
- 1/2 cup sweet red pepper strips

#### Marinade

- 1/4 cup olive oil
- 2 Tbl balsamic vinegar
- 1 Tbl lemon juice
- 2 cloves garlic, minced
- 1/2 tsp salt
- 1/2 tsp pepper
- 1/8 to 1/2 tsp crushed red pepper flakes

Whisk marinade ingredients together. Pour over vegetables; toss to coat. Cover and refrigerate for up to an hour. In large skillet saute veggie mixture for 3 to 6 mins until crisp tender.

#### Honey Bourbon Steak Tips

- 1/3 cup honey
- 1/4 cup brown sugar
- 1/3 cup bourbon
- 1/4 c up soy sauce
- 1/4 cup worcestershire sauce
- 1/2 tsp red pepper flakes
- 2 cloves garlic, minced
- 2 lbs steak ( rib eye or filet ), cut into chunks
- 2 Tbl veg oil
- 3 Tbl butter, divided
- 1 ( 6 oz ) package mushroom cut into quarters

Whisk together first 7 ingredients. Pour into a zip lock bag. Add steak cubes and refrigerate 2 to 4 hours. Heat veg oil and 2 Tbl butter over med high heat. Add steak. Cook until seared on all sides. Remove from pan. Add remaining butter to pan, add mushrooms and cook until browned.

#### Lemon Eclair Cake

- 1 ( 14.4 oz ) pkg graham crackers
- 2 ( 3.4 oz ) instant lemon pudding
- 3 1/2 c milk
- 1 ( 8 oz ) cool whip
- 1 ( 16 oz ) can lemon frosting

Spray bottom of 9 x 13 pan. Line with 1/3 of the whole graham crackers. In a bowl mix pudding with milk; beat for 2 mins. Fold in cool whip. Pour half of the pudding mixture over the graham crackers. Place another layer of whole graham crackers on top of pudding. Pour remaining pudding over this and another layer of graham crackers. Heat container of frosting uncovered in micro for 30 to 40 secs. Pour this over top of cake. Refrigerate at least 12 hours before serving.



President  
Phil Domser  
315-732-1262  
E-mail - pdomser1@yahoo.com



Vice President  
Pete Okussick  
315-252-8105  
E-mail - Pokus4@msn.com



Secretary  
Pam Okussick  
315-252-8105  
E-mail - Pokus4@msn.com



Treasurer  
Kevin Fear  
315-492-9553  
E-mail - monza64@aol.com



Membership  
Gloria Fear  
315-492-9553  
E-mail - globug39@aol.com

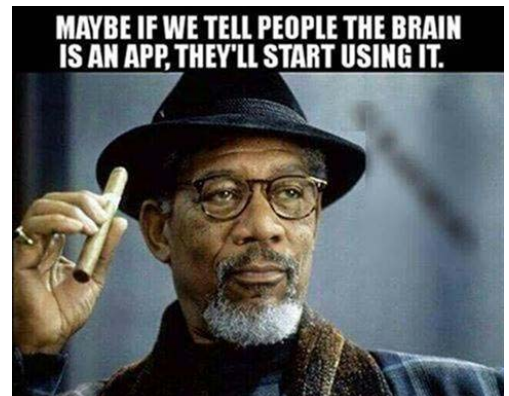


Editors/ Events  
Tim and Rita Colson  
315-689-3366  
E-mail N2VZD@aol.com or ritac44@aol.com



Web Master  
Jim Smith  
pjsmith264@windstream.net

### 2011 CNYCC OFFICERS







## Secretary Report

March 3<sup>rd</sup>, 2019

President Phil Domser called the meeting to order at 1:42 p.m.

Secretary's Report- Motion made by Lew and seconded by Corina to dispense with the reading of the minutes. Motion approved.

Treasure's Report- Keven gave a report of the account balance and motion was made by Lew and seconded by Don to approved the balance of the account. Motion approved.

Old Business- The idea of Club Jackets was addressed and it was stated that Corina will check into a Spring style embroidered light weight nylon fleece lined jacket with a couple different designs and get back to the club with prices within the next couple of meetings.

Recall- Dave asked for an update regarding how things were coming along with Recall from Pam.

Bag Items- we are in need of Items for the bags we are completely out of Literature and pretty much getting low an everything else needed for the bags. We do have enough bags for this year but will have 22 of the small bags after this year but plenty of the plastic bags.

Corina has gotten tape measures donated from Home Depot for the bags this year. Thank you, Corina.

Door Prize Tickets- It was asked and voted on by the group, if again for this Recall we would be putting three tickets per person for the door prizes in the bags. it was decided that yes that is what we will be doing.

Trophies- It was stated that since last Recall we presented two Peoples Choice awards that next Recall we will be short an award but Dave stated that has already been addressed and ordered.

Lanyards, we will need to order more after this year we currently only have 53 black ones left.

The Dash Plaque's have been ordered and are in and ready to go for Recall.

4 Rooms out of the block of 15 are currently booked. If anyone needs information please contact Pam OKussick 315-252-8105 or the Hotel but don't forget to mention the CNY Corvair Club when booking to get the discount.

Pam asked if Doug and Jim will again be doing the Booklet this Recall, Dave stated he still needs to contact them.

Lew questioned if we will have a photographer this Recall and if so, what will the payment for the service be. We do need a photographer to take pictures for the cake, booklet and the dash plaque. a motion for the amount the photographer will be paid was made by Kevin and seconded by Mary and the motion was approved.

It was requested and brought up that the Club should purchase a new Sound system for the trailer since it is not a large investment and our current one is in much need of replacement. The motion was made by Don and seconded by Dave and the motion was approved.

Parking lot- Lew is still checking into the use of the bigger parking lot for the Autocross.

New Business- Dave brought up an idea of a possible Thank you dinner for either August or September for the people who are working on Recall. He and Gloria will check into possible different ideas and present them to the group at future meetings.

Nationals at Syracuse Fair Grounds- Karen is looking for people that are willing to work for Nationals at the Fair grounds and also for a list of names of people at are interested in parking their cars with the club inside the building.

OTB Restaurant- Lee asked if the group planned on continuing to have our meeting at the OTB Restaurant. to which everyone said "yes" so next meeting we will be going back to Thursday April 1<sup>st</sup>, 2019 at the OTB 7:00 P. M, come early if you want to have dinner before the meeting.

Welcome new club member Bruce Brooks.

Rita reminded everyone not to forget that we are scheduled a wonderful Bruch for March 24<sup>th</sup>, 2019 at 12:00 for Borio's.

50/50 Winner Karen in the amount of \$24.00.

Motion to adjourn the meeting was made by Dave and seconded by Tim and the meeting was adjourned at 2:15 p.m.

Those attending the March meeting Dave Robinson & Marge Mahan, Tim & Rita Colson, Kevin & Gloria Fear, George & Karen DeRousie, Lew & Clara Halstead, Don & Mary Goodney, Shelby Davis, Phil & Martha Domser, Bruce Brooks, Lee Evans, Corina Edwards, Pete & Pam O'Kussick

TIM'S TECH TIME AND RAMBLIN'S

HELLO AGAIN from the very busy little Corvair Shop in Memphis NY.

Well a lot going on here as usual , but for a short time most of it is on my own vehicles for a change. I have the Lakewood in the shop to finish some small nasty details , and the Rampside with the powertrain out. I added a power jack in the back to plug in a battery maintainer , and to provide power for a ham radio if I run portable. I added an hour meter .I cleaned up the motor area as best I can indoors. The oil slime is mostly gone. I found a bad U joint on the right axle and replaced it with American made Spicer this time. I think the other one was a cheaper Chinese one. No more of those! On the motor , I have a serious mystery going on. Back @ 2 years ago I severely over heated this motor. Going up the steep hills entering Massachusetts on scenic route 2 the Mohawk trail. I think I got lower octane fuel from a Hi test pump in Troy. The motor was pinging and detonating and no place to pull over until the top of the mountain. By then the temp light came on , and the belt was still Aok. The oil was gurgling (boiling!). So I waited for it to cool off and added oil. It still ran (runs) great , but used a lot of oil. This spring I changed the heads to 95 hp low compression heads that I had here newly rebuilt in case valve seals were cooked. That did not help , but I discovered those heads work much better than high compression 110HP heads did under all conditions. So this winter I replaced all the rings.. Still smoked from right bank running on the stand. Only thing I saw when I replaced the rings was #3 cylinder had a funny wear pattern , and that piston 2nd groove was very tight in one spot. I ran my ring groove cleaner on it and it looked fine. I ran a 220 hone on the cylinder . I took all the cylinders and pistons from the right side as removed to a good machine shop. He looked and measured everything. No problems found. So I ordered a new cylinder (full fin) and piston. I was putting it all together Saturday , thinking I would finish it up. Well bad luck stepped in again when I was torquing the head. A stud starting pulling of the block. So now I will tear it down again , and repair the threads in the block. I am getting very tired! I sure hope the problem is fixed now! I also put a newly redone 3:27 differential , and rebuilt a rare 64-65 FC powerglide for it. If I ever finish it , it should work out very good on the road. I am adding most of a fresh air heater box and blower to help remove excessive heat. From the motor. Not sure if I will have a manual switch , or a sensor and relay to turn it on. I hope to have both of my projects done this week , I have a ton of work waiting for me. I have a 64 95 HP motor in process of rebuilding to sell.

On another note , I hope everyone realizes we are driving OLD vehicles , and we need to run a check list on them before driving them. I feel very strongly about keeping track of all safety related issues on our cars. Check brakes carefully , along with steering linkage , and lighting. . Much brighter L E D replacements are available CHEAP on Amazon. What a difference they make! I even replaced all the dash lights. Now I can see a lot better at night. The 64 lights on the Lakewood really show up tons better now. Also don't forget to check all fluid levels , transmission , differential , engine oil. While you are at it check all the tires and make sure the pressures are correct. Very important on Corvairs ! A few pounds off on pressure will make the car handle very bad. How are the wiper blades? Don't forget to check the spare tire. Also , make sure the stickers are up to date , inspection and registration.

We had a very good time at the Borio's buffet get together today. I think there were 19 of us, where were you? Remember as a Corvair owner and member of the club , the club adds value to your car , and is a social group full of fun AND valuable information. So please support the club by just being there. I hope everyone is getting ready for the upcoming show season. We will be very busy this year again with Car shows and Ham radio shows.

We really enjoyed the new meeting place at the Phoenix OTB . The food was great, and the room worked out well. The portions were very generous , and desserts were all super. Everybody looked very happy with the food. We are looking forward to more visits there.

We have the new C N Y C C Public address system here waiting to put it where it belongs. We need to talk about how it will be taken care of from now on. It is a VERY nice system with tons of features. I hope it is handled with care! I think it was a wise investment. We will talk more about it at the next meeting. I have pictures on page 8.

**This month I have a 70,000 BTU portable heater in like new condition for sale. It works as new , has very little hours on it. Detail? Ask me. I am asking \$75 for it .That is about half what it cost new.** I have a much larger one here now (long story) so it is surplus.

Our webmaster would like photos of your Corvair projects or from the 2018 Recall to put on the [www.cnycorvair.com](http://www.cnycorvair.com) website. If you have taken any , please send them to [pics@cnycorvair.com](mailto:pics@cnycorvair.com)  
members can register at : [http://www.cnycorvair.com/cnycc\\_member\\_login.php](http://www.cnycorvair.com/cnycc_member_login.php)



PAGE 6



RECALL 2019

SAVE THIS DATE !

CNYCC would like to take this time to invite all Corvair owners and lovers to our 45th Recall on June 7 - 9, 2019 at the Hilton Garden Inn, 6004 Fair Lakes Rd, East Syracuse NY 13057. Our first Recall was in 1974 and this year we celebrate our 45th and would love to see all of you there to help make it a special celebration of our hobby that brought us so many new friends over the years. The hotel has reserved a block of rooms for us and you can call them at 315-431-4800. Be sure to mention you're with the Corvair club to get a discount rate of \$103 per night.

Friday afternoon will start with the valve cover races and in the evening we'll caravan over to a local cruise-in for an enjoyable time. They have a terrific food truck available to purchase your evening meal from and a nearby ice cream stand to top that off.

Our hospitality room opens at noon on Friday for munchies, Saturday morning at 8:00 with coffee and lots of donuts, breads and goodies. Grab a bite before going to the Saturday morning Concours and Car display. Judging will be until noon.

And for all registered Recall attendees we'll have our famous Saturday buffet lunch at 11:00 that includes an unequaled variety of sandwiches, chips, salads, veggie trays, fruit bowls and lots of great desserts. This will leave you plenty of time to enjoy lunch before the afternoon activities start. Door prizes will also be given out during the Saturday lunch. Come prepared for a technical drive for now it's time for the Autocross and Funkhana to finish the afternoon off. The model car display will also be this afternoon.


Saturday evening brings us to our awards banquet with a buffet loaded with goodies. Come and find out who will take home one of our 18 trophies. And who's car will be featured on our program cover, dash plaques and Saturday evening cake? Come and find out. You could be next!

As an alternative to any activities you may wish to visit Syracuse's huge Destiny Shopping Mall or a truly unique visit to the Erie Canal Museum on Erie Blvd.

We hope by sending you this notice to you now that you can save this date and join us for a fun weekend. If you have any questions or need help please call Dave at 315-656-9639 or Pam at 315-252-8105.



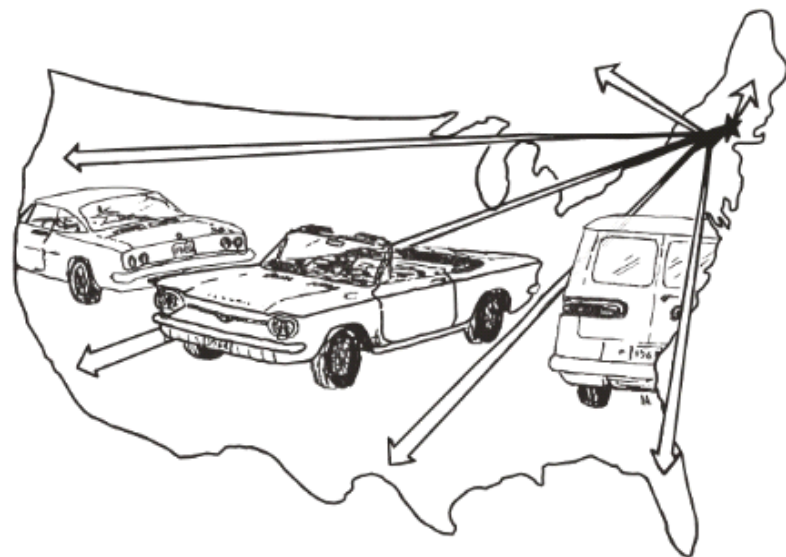




^ SOME MORE PICTURES OF STEVE LACKY'S PROJECT ^







® WE WISH TO THANK ALL THE SPONSORS AND SUPPORTERS OF OUR CLUB AND THE RECALL. WITHOUT THE HELP THEY PROVIDE WE COULD NOT DO IT, PLUS THE WORDS "CORVAIR PARTS AND SERVICES" WOULD BE HISTORY..

## Clark's Corvair Parts®

Our catalog lists over 15,000 parts for your Corvair. We carry engine parts, body panels, upholstery and much more! There are 1,000's of reproduced items available, pages of technical information and lots of other helpful hints.

Check us out at [www.corvair.com](http://www.corvair.com) or call today to order a copy of our printed catalog. You will quickly see why we are the world's largest supplier of parts and all your other Corvair needs. Clark's - More than Parts!

Clark's Corvair Parts® 400 Mohawk Trail, Shelburne Falls, MA 01370

(413)625-9776 [www.corvair.com](http://www.corvair.com) email: [clarks@corvair.com](mailto:clarks@corvair.com)

# Clark's Corvair Parts®



635-5681 7AM — 7PM  
MONDAY – FRIDAY

Worldwide supplier of Corvair parts, service, and accessories for over 20 years!

**CALIFORNIA CORVAIRS**

15088 La Palma Drive, Chino, CA USA 91710  
Open: Tuesday - Saturday 10am - 6pm (PST)

[E-Mail Us!](#)

(951) 284-3555  
Fax: (951) 284-3777

Home **PARTS** Services About Us Links Fun Stuff

At California Corvairs, we offer an outstanding variety of high-quality, rust-free sheet metal and replacement body panels from across the western U.S.! Over 50 parts vehicles on-site! Hey, what did you expect?

**CALIFORNIA CORVAIRS HAS THE BEST RUST-FREE BODY PANELS!**

We also carry thousands of pre-sorted new, used, NOS, and re-built parts...

If we don't have what you're looking for, we'll help you find it!

And remember, if you're in the market for either a running Corvair or project vehicle, we usually have a good selection available for sale...Ask Us!

**ORDER OUR CATALOG!**...A full 8 1/2" x 11" in size, with over 120 pages of detailed parts information, illustrations, and complete price guide. Just \$6 mailed direct to your door!

Home **PARTS** Services About Us Links Fun Stuff


CENTRAL NY CORVAIR CLUB INC  
PO BOX 616  
JAMESVILLE, NY 13078

postage



[www.cnycorvairst.com](http://www.cnycorvairst.com)

### C.N.Y.C.C. MEMBERSHIP



NAME: \_\_\_\_\_

STREET ADDRESS: \_\_\_\_\_

CITY: \_\_\_\_\_ STATE: \_\_\_\_\_ ZIP: \_\_\_\_\_

TELEPHONE: \_\_\_\_\_ E-MAIL: \_\_\_\_\_

ARE YOU A MEMBER OF CORSA? \_\_\_\_\_ PLEASE JOIN NOW! Ask us for details  
HOW MANY CORVAIRS TO YOU OWN? \_\_\_\_\_ PARTS? Y \_\_\_ N \_\_\_

JOIN US

Corvairst Fans come join the Central New York  
Corvairst Club. We are a fun group! We have  
an outing every month and a business  
meeting once a month. We have tech sessions  
every once in a while. We would like new  
members and new ideas. We are a very social  
group and wives are always invited. For more  
information please call Kevin or Gloria Fear  
at 315-492-9553. We hope to see you at the  
next meeting.

CENTRAL NEW YORK CORVAIR CLUB WELCOMES YOU.  
PLEASE FEEL FREE TO ADD ANY COMMENTS TO THIS  
FORM.

Please remit form and dues (\$25.00) to:

Central New York Corvairst Club  
Gloria Fear  
P.O. Box 616  
Jamesville, NY 13078

