



CORVAIR FAN



CENTRAL NEW YORK CORVAIR CLUB
JANUARY 2015



IN THIS ISSUE

Page 1– Prez Sez
Meeting Notice

Page 2—Christmas dinner notice
Roving Reporter

Page 3 - activities

Page 4– kitchen corner
2012 club officers

Page 5— secretary's report

Page 6– Tim's Tech Time and
Ramblin's

Page 7– Sponsors and ads

Page 8-- pictures

ATTENTION

Since our January meeting falls on New Year's Day we will NOT have a meeting at Denny's. Instead we will have a short meeting after dinner at our After Christmas Dinner on Sunday January 4th.



Prez Sez

No report — Phil's "babysitting"? so Martha can keep shopping for the kids!



PLEASE READ

Our After Christmas dinner is Sunday January 4th at 2:00 at Inn of the Seasons, 4311 W Seneca Turnpike, Syracuse. Gloria HAS TO HAVE reservations for the dinner. Please call her at 492-9553 if you'll be attending. We'll order off the menu and have separate checks.

GEORGIA ROVING

by Len Smith

Much of the car activity has slowed down due to the shortened amount of daylight and the approach of the holidays. However, I did manage to find a few car-related activities. The last swap meet of the year at Atlanta Dragway was scheduled for Saturday, December 6. We got rain. Instead of cancelling the event, it was held for the few hardy souls willing to get wet. Brad, the organizer, arranged to hold a "make-up" swap meet the following Saturday. He said that he learned his lesson last year, when the forecast for the last swap meet was for rain. He cancelled and rescheduled for the following Saturday. The rain never materialized and the following Saturday brought -wait for it- lots of rain. Lesson learned. I drove my turbo Corsa for its last show outing of the year, along with about 25 other die-hards. The "breakfast bunch" also showed up, so we cruised the aisles together. There were about 125 vendors and a fairly good crowd of shoppers. A few of the guys made some minor purchases, while Camaro John located a good deal on a pair of cylinder heads for the engine of his 68. Things began to wind down about 11:30, when the crowds thinned, vendors started packing up, and we were tired of walking. Most of the cars on display had left by then, so I didn't get any pictures, but I did snap a few photos of project cars. They're on the website.

That evening, we attended the annual Christmas party put on by the American Street Rodders. We drove down with Russ and Leslie and found the location with no trouble. We sat, talked, enjoyed a good meal, and then enjoyed the door prize drawings, the 50-50 drawings, and the gift exchange. We all had a good time and got the holiday season off to a good start.

On Friday the 19th I attended an open house/Christmas gathering at Bentley's Antique Auto Service Model A shop in Maysville. Host and hostess Bentley (Benny) and Pam Bohanan open the shop before Christmas to hold a gathering for customers and friends. They provide lots of food and goodies, drinks and desserts. There were about 100 guests in and out during the festivities. There were also drawings for several door prizes. Some of their customers drove their Model As to the activities. Also available for perusal were Model As undergoing work parked inside and outside the shop. The weather was warm and sunny and everyone had a fine time. I took a few pictures to put on "Member's Photos".



HELP !!!

We need someone to take over planning events for our club activities. If someone is creative and has time to plan events and tours it would be great — however it also could be rotated throughout the club members so that, first of all, no one gets burned out but also that we may get to see some interesting things in other areas that we may not even be aware of. I'll be happy to keep the information updated on the net and , of course, in the Fan . Six of the months have events in place each year. We need events or tours for the months of February, March, April, May, August and October for each year. Please think about it and let us know at the next meeting. Thank you!

ACTIVITIES

Business meetings are held at Denny's Restaurant, 201 Lawrence Rd (corner of Lawrence Rd and South Bay Rd) in N Syracuse. The meeting will start at 7:00 but our waitress is available at 5:30 so you can have something to eat before the meeting if you'd like. Meetings are in the back room, we're given separate checks and if you have an AARP card you can get a 20% discount on your meal.

December — no meeting or event.
HAPPY HOLIDAYS!

OUR MEETING DAY FALLS ON NEW YEAR'S DAY — THERE WILL BE NO MEETING AT DENNY'S. WE'LL INSTEAD HAVE A SHORT MEETING AFTER DINNER AT THE AFTER CHRISTMAS DINNER ON JAN 4TH

Jan4th — After Christmas dinner party. Inn of the Seasons, 4311 W Seneca Turnpike, Syracuse. Dinner served at 2:00 and we'll be ordering off the menu. GLORIA NEEDS RESERVATIONS FOR THIS EVENT. PLEASE LET HER KNOW E MAIL globug39@aol.com or call 492-9553

Feb 5th — Regular business meeting Denny's
March 5th — Regular business meeting Denny's
April 2nd — Regular business meeting Denny's

May 3rd — AN EVENT! Yippee! Lew and Clara are organizing a tour to a Cortland Factory. Meet and leave McD's in LaFayette at 10:00. That's leave at 10:00. Dave McCarty will arrange lunch for us at a local restaurant after the tour.

May 7th — Regular business meeting Denny's

June NO BUSINESS MEETING due to Recall

June 5.6.7 — Recall at Hilton Garden Hotel

If you have any ideas please let us know. Everything is always subject to change. If there's subjects or projects you'd like covered at tech sessions, please let Tim know so we can plan that too. This all takes advance planning so please try to let us know early enough so we can make our events what you'd like.

Call Tim or Rita at 689-3366 or E mail Tim at N2VZD@aol.com or Rita at ritac44@aol.com



Kitchen Corner

By Rita

Swiss Steak

2 lbs boneless top round
 ¼ c flour
 1 tsp salt
 ¼ tsp pepper
 2 Tbl veg oil
 1 c chopped celery
 1 c chopped onion
 1 c ½ lb fresh mushrooms, sliced
 1 c water
 1 clove garlic, minced
 1 Tbl steak sauce

Cut steak into serving pieces. In Large resealable bag combine flour, salt and pepper. Add beef and shake to coat. In large skillet brown steak in oil. Drain And place in 2 ½ qt casserole. Top with Celery, onion and mushrooms. Combine Water, garlic and steak sauce; pour over Vegetables. Cover and bake at 350 for 1 to 1 ½ hrs or till meat is tender.

Herb Parmesan Knots

1 (12oz) tube refrigerated buttermilk biscuits
 ¼ c veg oil
 ½ tsp garlic powder
 ½ tsp Italian seasoning
 1/8 tsp salt
 Grated parm & chopped fresh parsley

Cut each biscuit in half. Roll each piece Into a 6" rope & tie in a loose knot. Place Biscuits on a greased baking sheet. Bake at 400 for 9 to 11 mins. Combine next 3 ingredients and brush on warm biscuits. Sprinkle with parmesan and parsley.

Chocolate Chip & Peanut Butter Cookies

1 box yellow cake mix
 1 ¼ c crunchy peanut butter
 ¼ c brown sugar
 ¼ butter, softened
 2 eggs
 1 (11 ½) oz bag chocolate chips

Beat cake mix, peanut butter, brown sugar, Butter & eggs until well blended. Stir in chips. Drop on ungreased baking sheet by rounded Tablespoons. Bake at 350 for 9 to 11 mins. Cool 1 min & remove to cooling racks.



President
 Phil Domser
 315-732-1262
 E-mail - pdomser1@yahoo.com



Vice President
 Pete Okussick
 315-252-8105
 E-mail - Pokus4@msn.com



Secretary
 Pam Okussick
 315-252-8105
 E-mail - Pokus4@msn.com



Treasurer
 Kevin Fear
 315-492-9553
 E-mail - monza64@aol.com



Membership
 Gloria Fear
 315-492-9553
 E-mail - globug39@aol.com



Editors/ Events
 Tim and Rita Colson
 315-689-3366
 E-mail N2VZD@aol.com or ritac44@aol.com



Web Master
 Jim Smith
 pjsmith264@windstream.net

2011 CNYCC OFFICERS

Virtual Humor by Kevin Duffy



Santa's sexual harassment trial takes a dramatic change for the worse



SECRETARY'S REPORT

No report this month, our secretary is still getting ready for Christmas!



TIM'S TECH TIME AND RAMBLIN'S

HI THERE , it sure is hard to believe another month has gone by already!

Another exciting? Month in the shop. The Rampside rebuild project is coming along. An awful lot of parts cleaning going on! The transmission is all rebuilt and looking pretty. That transmission had so much trash in the oil from broken parts , I did not dare use the original torque converter. Someday I may find somebody to flush the old one , but not sure yet. I think this powerglide is the worst one I have ever seen for all the broken parts in it. The differential is ready , and the motor is now running nicely. I repaired all of the latches as good as I can with what I had to work with. They all now work fairly well , and the missing safety latch handle for the ramp needed to open the ramp is now repaired.

My next step replacing the test valve covers with the real thing , is to clean the motor compartment and build a new wiring harness. I have to install a new accelerator cable to replace the badly frayed one. This truck had an electric fuel pump installed , with no failsafe circuit. So I installed a new correct mechanical setup with new lines and pump. The Carbs were replaced with my rebuilds. The originals were way beyond repair. They were also early castings , so the later Carbs will definitely work better. I also converted the early top shroud to support a late belt guard with a small amount of brazing. All in all , I think this truck will be a very good runner. I cant wait to drive it around a while testing it.

One of my other projects is building a late turbo 180hp (RL code) motor from a core Phil bought. I hope to start on that soon. It will have .060 Clarks full fin cylinders , new pistons and rods , and a new camshaft. The Turbo and carburetor are on the way back from being rebuilt. This should be quite a motor.

Project number three is changing motors to a 140hp with .060 cylinders and a 260 cam in the Loadside. He wants more "poop" in it , to go with the functional lakes pipes...

Project number 4 (not sure if I can make it) is a new motor for my rampy . Another experiment , consisting of 110 rebuilt heads , OT20 cam , and the Clark's full fin .060 setup. I have most of the new parts here now ready for when / if I get the time. I also rebuilt a very rare 64/65 FC powerglide transmission for it. I have not decided which gear ratio to use yet , but probably the 3:55 that is in it. If I do that , I will sell the new (rebuilt) powerrglide 3:27 differential , but not cheap.

I hope next winter is not quite as hectic as this one , with all the Corvair work and my ham radio activities.

I have an original "Corvair by Chevrolet neon sign in the sign shop getting repaired. He also said he could make "copies" if the money is there. I told him no rush , and if there was a need to use it as a pattern , that is ok. If anyone is REALLY interested , let me know. I think it will look nice in the shop window.

We are looking forward to a busy year of shows next year , including the nationals in Knoxville, Clark's , and of course our VT tour in the fall.

Hope you all have wonderful holidays,

Regards , Tim Colson The busy little Corvair shop in Memphis NY.




WE WISH TO THANK ALL THE SPONSORS AND SUPPORTERS OF OUR CLUB AND THE RECALL. WITHOUT THE HELP THEY PROVIDE WE COULD NOT DO IT , PLUS THE WORDS " CORVAIR PARTS AND SERVICES" WOULD BE HISTORY..

America's Oldest Corvair Shop

- Top Quality Restorations
- Over 45 Years of Corvair Experience
- From Tune-ups to Engine Overhauls
- Transmission & Differential Rebuilds
- Suspension & Brake Overhauls
- Interior & Exterior Restoration
- Economical Transport Service
- Free Estimates
- Payment Plans

Bill, Kathy & Tim Cotrofeld
Shop: Rte. 7a
PO Box 235
E. Arlington, VT 05252



phone: 802-375-6782
fax: 802-375-0052
email: cotrofeldauto@comcast.net



635-5681 7AM—7PM
MONDAY – FRIDAY

Clark's Corvair Parts®



DAVE'S AUTO SERVICE

"Complete Collision Service"

Days:

607-898-5240

Nights:

Paul 607-838-8222 - Dave 607-898-9586

Route 222 - Groton, NY 13073

This will be **THE Catalog** until 2013

Includes → All our **NEW** parts, **KITS**, many improvements and updates.

Over 6 solid months in the making!
updates on 80% of pgs!

Over
670 pages
1900 photos
1100 sketches

Over
500 exploded diagrams
15,000 parts listed
11,000 index entries

M - O - R - E
Clark Multi Kit choices

You need THIS Catalog!

► **HOW TO GET ONE?**
Rush Order – JUST THE CATALOG order over the internet or by any of our regular methods
\$6.00 USA, \$8.00 Canada Foreign contact us

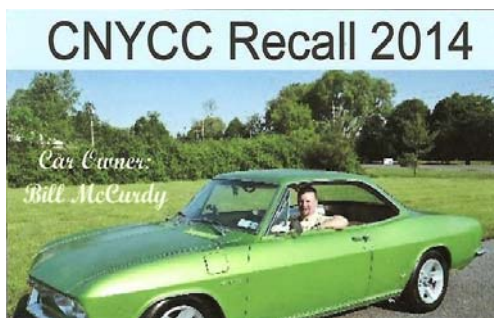

WITH a PARTS ORDER –
order CAT-O \$4.00 3 Lbs.

Clark's Corvair Parts,® Inc.
400 Mohawk Trail, Shelburne Falls, Ma. 01370
413-625-9776 www.corvair.com

Thicker than ever!

PLUS MANY OTHERS.....THANKS TO ALL OF YOU!!

JUST A FEW PICTURES FROM LAST YEAR



C.N.Y.C.C. MEMBERSHIP

NAME: _____
STREET ADDRESS: _____
CITY: _____ STATE _____ ZIP: _____
TELEPHONE: _____ E-MAIL: _____

ARE YOU A MEMBER OF CORSA? _____ PLEASE JOIN NOW! Ask us for details
HOW MANY CORVAIRS TO YOU OWN? _____ PARTS? Y___ N___

CENTRAL NEW YORK CORVAIR CLUB WELCOMES YOU. PLEASE FEEL FREE TO ADD ANY COMMENTS TO THIS FORM.

Please remit form and dues (\$20.00) to:

Central New York Corvair Club
Gloria Fear
P.O. Box 616
Jamesville, NY 13078

JOIN US

Corvair Fans come join the Central New York Corvair Club. We are a fun group! We have an outing every month and a business meeting once a month. We have tech sessions every once in a while. We would like new members and new ideas. We are a very social group and wives are always invited. For more information please call Kevin or Gloria Fear at 315-492-9553. We hope to see you at the next meeting.



CENTRAL NY CORVAIR CLUB INC
PO BOX 616
JAMESVILLE, NY 13078