



# CORVAIR FAN



CENTRAL NEW YORK CORVAIR CLUB  
NOVEMBER 2013



## IN THIS ISSUE

Page 1— president's column

Page 2— Roving Reporter

Page 3 - activities


Page 4— kitchen corner  
2012 club officers

Page 5— secretary's report

Page 6— Tim's Tech Time and  
Ramblin's

Page 7— Sponsors and ads

Page 8-- picture page



## THE PREZ SEZ

Another month has ended and winter will soon be here. I hope everyone enjoyed our fall trip. I would have participated but previous plans were already made. This month is our annual Thanksgiving turkey dinner. A great dinner and I hope everyone can attend.

Dave McCarty has my Spyder Coupe for a complete make over. He is doing a great job on the restoration, thanks Dave. Tim is getting my Monza ready, checking out all of the mechanics, thank Tim. Hopefully everyone has their cars in moth balls for the winter.

This months presidential information is going to be short. I hope to see everyone at our next meeting and or our Thanksgiving dinner at Tabatha's Restaurant. So get those cars put away and get out your snow shovels. Phil CNYCC



## GEORGIA ROVING By Len Smith

The last weekend of September was a busy one for us. On Thursday, the 26th, we went with some others from the American Street Rodders to a Chinese buffet restaurant in Athens. There were about 28 of us who gathered there to eat (great food), talk, and enjoy each other's company. On Friday night, we went to a cruise-in in Commerce being held in conjunction with the Gear Jam, nostalgia drag racing, being held on Saturday at the Atlanta Dragway in Commerce. I think that a lot more cars showed up than the organizers had planned on. They were scrambling to find parking spaces for all the cars. Sher brought her Rambler, I drove the Corsa, and John and Ruby came in his Mustang. We were parked in the driveway of a restoration shop which had a number of cars undergoing work. As we wandered, we saw a wide assortment of vehicles ranging from stock restorations to drag cars, probably a few of which were going to race on Saturday. Among the cars most interesting to me were a 61 Ford Starliner with a big block, a 59 Chevy wagon "Ol' Skool SUV", a bullet-nosed Studebaker with a big block, a cool slightly modified 55 Chevy Nomad, and a Falcon Ranchero done up like a monster truck. There were several 56 Chevy gassers and a C/Altered Henry J. One 56 Chevy gasser driver got a little over-enthusiastic and put on a little sound and speed demonstration. This was followed by a sound and light show consisting of a siren and flashing lights. We saw the Chevy cruising later at a much more sedate pace. One nice surprise was that Sher's Rambler won a plaque at the show. We left before the awards were given, so we didn't find out about it until we were at the car show the following day. Check out the photos.

Saturday found us at a car show put on by the American Street Rodders in conjunction with the Hoschton Fall Festival. There were a lot of cars there from our club, as well as many others. There were probably close to 100 cars entered, which is a good turnout. We took both the Rambler and the Corsa since the weather was great. We arrived, parked, registered, and said hello to some of the other club members. Cars kept rolling in as we wandered, so there were lots of cars to see. Some of my favorites were a 65 Impala convertible powered a 496 big-block, a restified 55 Nomad with a color-coordinated engine compartment, and a fiberglass 37 Ford sedan delivery which, I was told by the owner, was 1 of 2 made by the company before they went out of business. Some of the more unusual entries were a 48 Packard street machine, a 90s V-12 Jaguar, and a customized lawn mower plus a Ford tractor powered by a flathead V-8. The only other air-cooled vehicle there was a 65 Porsche. My Corsa didn't feel so lonesome. We checked out some of the arts and crafts booths and then watched the parade, which passed right behind where we were parked. The weather was great and we got to talk to quite a few people, some of whom thought that Sher's Rambler was a Studebaker. What nerve! But we set them straight. All in all, a fun day. Photos in the usual place.

On Saturday, October 12, we attended the last Maysville cruise-in for this year. Thanks to John, who called to remind us, we rolled down to the center of town to participate. Despite the nice weather, there were only about a dozen cars on display. One newbie was a Suzuki Samurai with a Chevy V-8 shoehorned into the engine bay. There were several familiar cars also; see the photos. Everyone who brought a car received a plaque. Trophies were awarded to participants who had attended the cruise-in frequently this year, including John and Ruby and Sher and me. We'll be back in April 2014.

On the 17th and 18th, we took a trip to Chattanooga with Jody and Pam. We drove over on Thursday, had lunch, and did some sight-seeing. We visited the Chattanooga Choo-Choo site and looked around. Jody and I visited a model train museum with a large HO scale setup. The display was about 100 feet long and about 20 feet deep. It was built and is maintained by a local model railroad club. That evening, we attended a mystery theater dinner and had a good time. Friday morning, we took a river cruise on the Southern Belle. After lunch, we did more sight-seeing and then, on the way home, stopped at a large antique mall. We detoured to check out a 77 Lincoln Continental with 20 thousand original miles at the shop where Jody's son, Chris, works. It was in good shape, but needs some cosmetic work. Sher took it for a test drive, but we decided that we really didn't need it. We continued toward home, stopped in Alpharetta for dinner, and we arrived home about 9:30. Saturday was rainy, so no car show. I put a few pictures of our trip on the website.

Sunday the 20th was the fall picnic for the American Street Rodders. It was held at the Staghorn Pavilion near Nicholson, about 25 miles from us. The pavilion has seating both inside and outside, making it an ideal venue for many sorts of gatherings. A few of the people brought their collector cars; the rest of us drove our civilian vehicles. About 25 members gathered for food and conversation. We enjoyed bar-b-q (pork and chicken), salads, baked beans, etc., and a whole assortment of desserts. After the meal, we played a few games of BINGO. Sher won one of the games and went away a few bucks richer. We had beautiful weather, a nice facility, and good people. I took a couple of pictures.



### CNYCC'S FAMILY ANNUAL THANKSGIVING DINNER

Sunday November 10th is the day at 1:00. PLEASE — I have to let Tabatha know the number coming. If you haven't already, please let me know if you can attend. Everything's included, full Thanksgiving dinner, beverage, dessert and even the tax and tip. Adults \$24, kids under 10 \$11.25. The address for the restaurant is 3160 Cold Springs Rd, Baldwinsville, 13027. Call Rita 689-3366 or E-mail ritac44@aol.com



### CNYCC'S AFTER CHRISTMAS DINNER

Also — we have a new location for our after Christmas dinner. Date is January 5th at 2:00 but this year it's at the Inn of the Season's at 4311 West Seneca Turnpike, Syracuse. We'll be able to order off the menu and will get separate checks. PLEASE call or E mail Gloria if you'll be attending so she can let them know how many to expect.

## ACTIVITIES

Business meetings are held at Denny's Restaurant, 201 Lawrence Rd ( corner of Lawrence Rd and South Bay Rd ) in N Syracuse. The meeting will start at 7:00 but our waitress is available at 5:30 so you can have something to eat before the meeting if you'd like. Meetings are in the back room, we're given separate checks and if you have an AARP card you can get a 20% discount on your meal.

November 7th

Business meeting Denny's

November 10th

Our annual Corvair family Thanksgiving dinner at Tabatha's Family Tree Restaurant, 3160 Cold Springs Rd, Baldwinsville. Tabatha will open at 1:00 for us and we'll have our usual family style dinner with all the trimmings, including dessert and coffee, tea or soft drink. This also includes tax and tip. Our cost is \$24 per person and 11.25 for children. Reservations are necessary so PLEASE let me know if you'll be attending. 689-3366 or ritac44@aol.com

December

No meeting or event — HAPPY HOLIDAYS!

January 2, 2014

Regular business meeting, Denny's

January 5th

After Christmas dinner. NEW LOCATION This year we're moving our dinner to Inn of the Seasons. located at 4311 West Seneca Turnpike, Syracuse. Reservations also necessary. Please contact Gloria at 492-9553 or globug39@aol.com to let her know.

We'll be able to order off the menu and they'll give us separate checks.

If you have any ideas please let us know. Everything is always subject to change. If there's subjects or projects you'd like covered at tech sessions, please let Tim know so we can plan that too. This all takes advance planning so please try to let us know early enough so we can make our events what you'd like.

Call Tim or Rita at 689-3366 or E mail Tim at N2VZD@aol.com or Rita at ritac44@aol.com



## Kitchen Corner

### Creamy Turkey Casserole

1 can cream of mushroom soup  
1 can cream of celery soup  
1 ½ oz pkg onion soup mix  
1 c instant rice, uncooked  
1 ½ c milk  
2 to 3 c turkey. Cooked and cubed  
bread crumbs

Combine 1<sup>st</sup> 6 ingredients; spread into  
9x13 ungreased baking pan. Sprinkle with  
bread crumbs. Bake at 350 for 45 mins.

### Caramel Apple Salad

1 ( 8 oz ) cool whip  
1 ( 3 1/3 oz ) pkg instant butterscotch  
pudding mix  
1 ( 8 oz ) crushed pineapple  
2 c apples, cored, peeled and diced  
1 c dried roasted peanuts  
1 c mini marshmallows

Mix Cool whip, pudding and pineapple  
together. Fold in remaining ingredients.  
cover and keep refrigerated until ready  
to serve.

### Mini Pumpkin Tarts

#### Topping

¼ c flour  
¼ c sugar  
¼ c pecans  
2 Tbl butter, softened

#### Crust

¾ c butter  
2 ( 3 oz ) pkgs cream cheese, softened  
1 ½ c flour

#### Filling

1 ( 14oz can ) sweetened condensed milk  
1 ¼ c canned pumpkin  
1 egg  
tsp pumpkin pie spice

#### Topping

Whipped cream, if desired

Combine all topping ingredients to coarse  
crumbs. Set Aside. Combine butter and cream cheese;  
Beat till mixed. Add flour, continue beating till dough  
forms. Dived into 36 pieces. Place 1 into each un-  
greased

mini muffin pan. Press onto bottom and sides of cups.

Combine all filling ingredients and pour into cups.

#### Sprinkle

with topping. Bake at 375 for 25 to 28 mins. Cool 5  
mins

Store refrigerated.



President  
Phil Domser  
315-732-1262  
E-mail - pdomser1@yahoo.com



Vice President  
Pete Okussick  
315-252-8105  
E-mail - Pokus4@msn.com



Secretary  
Pam Okussick  
315-252-8105  
E-mail - Pokus4@msn.com



Treasurer  
Kevin Fear  
315-492-9553  
E-mail - monza64@aol.com



Membership  
Gloria Fear  
315-492-9553  
E-mail - globug39@aol.com



Editors/ Events  
Tim and Rita Colson  
315-689-3366  
E-mail N2VZD@aol.com or ritac44@aol.com



Web Master  
Jim Smith  
pjsmith264@windstream.net

## 2011 CNYCC OFFICERS

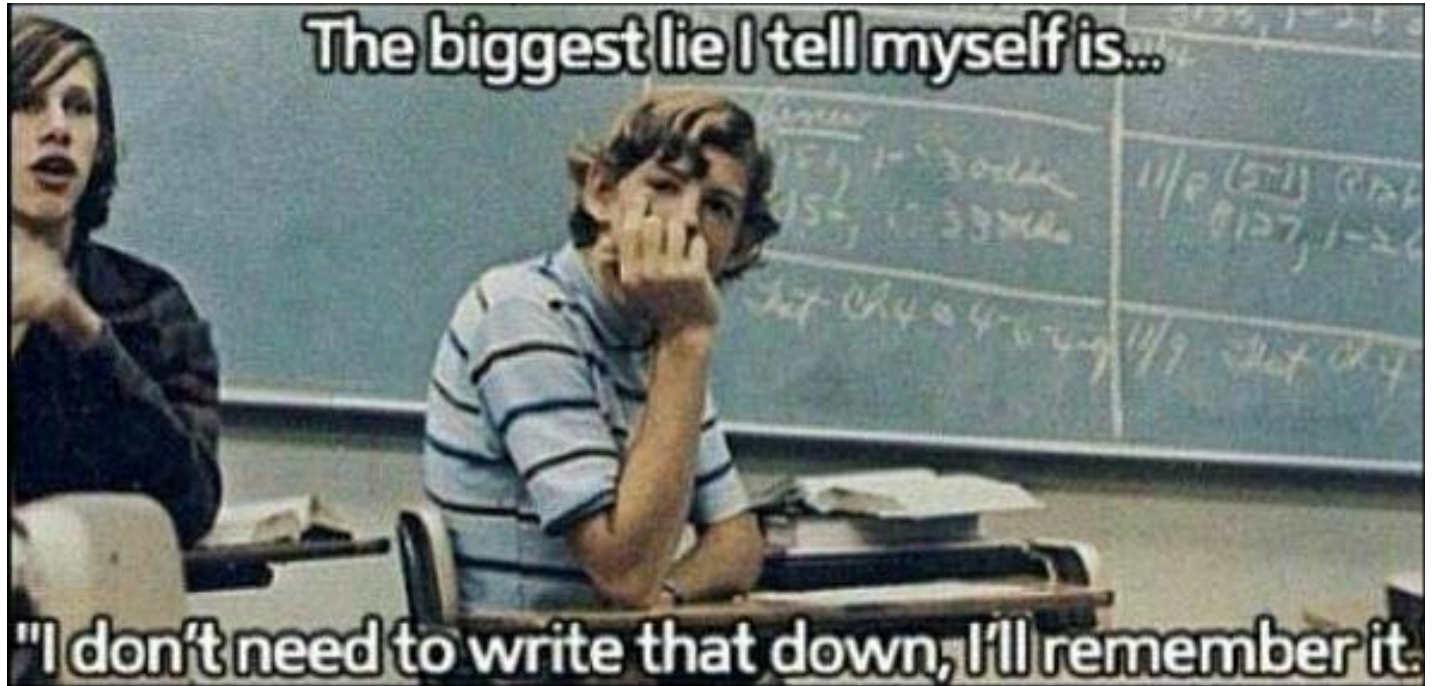






## Secretary's Report

No report for October



Have two 185/70/13 Blackwall, that are two years old that I just replaced on the corvair and do not need. \$75 for the pair. [dadgerisch@gmail.com](mailto:dadgerisch@gmail.com)

## TIM'S TECH TIME AND RAMBLIN'S

HI THERE , it sure is hard to believe another month has gone by already!

This summer has flown by!. My Rampy is getting a lot of work this winter . It has a bad side carrier gear , which lets the right axle "jump around" too much , and the wrong early powerglide transmission. I am also going to make changes to the motor. Driving it the "scenic" route to Mass showed me things I need to do yet. The route is the Mohawk trail , (rt2) which between Troy NY and the Middle of Mass has some serious long steep grades and hairpin turns to test your car , new or old. Rampy got so hot it turned on the temp light before the top of the hill. It ran good after that , but I knew it needed work soon. So after running it several hundred miles , the day after our tour it sounded like a blown head gasket on the left side (hardest side to work on in a FC without removing the motor all the way). So what do I do? Wait till winter , and do it all?, (would mean driving a modern car in the midst of antiques on the last tour of the season) or try a "quick fix" right now!. Well in spite of all my aches and pains , I took a Tuesday and changed just the left side head gaskets. The #2 cylinder gasket (good copper one!) actually shrank in size @1/8 inch overall , then formed a leak after shutting the motor down from our tour of @100 miles. Weirdest failure of a head gasket I have seen in many years. I included photos I took while it was apart. So far we have been @300 miles since replacement with no further situations. It is about time to clean it up and store it until I get time to really concentrate on all the things it needs. I plan on mods to the exhaust system , headlight wiring , backup lights , and other options already partially installed last winter. My biggest problem is working my own projects in-between Phil's giant wish list. The plus side is , we got to enjoy a lot of fun hours of events and drives this year in the Rampy.

Last week we reviewed Phil's 64 Spyder coupe at Dave's shop. What a terrific job they are doing on it. There was a lot of metal damage to repair. This should be a top notch car when finished.

This week's projects are carburetor rebuilding , and cleaning up the motor , transmission , and differential in the convertible. All parts are back from the powder coaters. Now to reinstall all of them. I will be busy for a long time.

I am putting a few photo memories on page 8 and elsewhere for you to enjoy. Some show things I am working on.

When we tour It would be very nice to have CB radios in your car. Those "emergency" portables work great , and are quick to install or remove. Having communications helps a lot , and also is "entertaining" on tours. Warning about obstacles in the road , or other situations , it could even be a safety concern sometimes.

**It is VERY important that you get E mail versions of my posts , or you WILL miss a lot of important information. Mainly show events and application blanks needed to put your cars in them, plus other newsletters from around the state and the country.** Also watch carefully for attachments , most show blanks are now PDF files.

We just can not mail all of this out.

We hope to see you all at the next event! . It is always good practice to let the organizers know if you are coming to events.

Be sure to keep your eye on the club website <http://www.cnycorvair.com/CNYCorvair.php> Jim does a great job of keeping things interesting and up to date.

**PLEASE RESIST TEMPTATION TO "REPLY ALL " TO ANY OF MY POSTS! Thank you.**

Regards, May all your electrons and oil drops go where they are supposed to...Tim Colson

A REVIEW OF PHIL'S CAR IN PROCESS AT  
DAVE'S RESTORATION SHOP



AND FROM THE REAR...DAVE EXPLAINING....





WE WISH TO THANK ALL THE SPONSORS AND SUPPORTERS OF OUR CLUB AND THE RECALL. WITHOUT THE HELP THEY PROVIDE WE COULD NOT DO IT, PLUS THE WORDS "CORVAIR PARTS AND SERVICES" WOULD BE HISTORY..

**America's Oldest Corvair Shop**

- Top Quality Restorations
- Over 45 Years of Corvair Experience
- From Tune-ups to Engine Overhauls
- Transmission & Differential Rebuilds
- Suspension & Brake Overhauls
- Interior & Exterior Restoration
- Economical Transport Service
- Free Estimates
- Payment Plans

**Bill, Kathy & Tim Cotrofeld**  
**Shop: Rte. 7a**  
**PO Box 235**  
**E. Arlington, VT 05252**



**phone: 802-375-6782**  
**fax: 802-375-0052**  
**email: cotrofeldauto@comcast.net**



635-5681 7AM—7PM  
 MONDAY – FRIDAY

**Benwood Auto Parts**

7574 VAN BUREN ROAD, BALDWINVILLE, NY  
 638-2556 MON - FRI 8:00 - 5:30  
 www.benwoodautoparts.com

A COMPLETE STOCK OF LATE MODEL USED PARTS  
 USED, NEW, AND REBUILT PARTS  
 COMPUTERIZED INVENTORY SYSTEM  
 ALL PARTS CLEANED AND TESTED

**DAVE'S AUTO SERVICE**



**24 HOUR TOWING**

**DAVE'S AUTO SERVICE**  
 "Complete Collision Service"  
 Days:  
 607-898-5240  
 Nights:  
 Paul 607-838-8222 - Dave 607-898-9586  
 Route 222 - Groton, NY 13073

This will be **THE Catalog** until 2013

Includes → All our **NEW** parts, **KITS**, many improvements and updates.

**Over 6** solid months in the making!  
 updates on 80% of pgs!

**Over**  
 670 pages  
 1900 photos  
 1100 sketches

**Over**  
 500 exploded diagrams  
 15,000 parts listed  
 11,000 index entries

**M - O - R - E**  
 Clark Multi Kit choices

**You need THIS Catalog!**

► **HOW TO GET ONE?**  
**Rush Order – JUST THE CATALOG** order over the internet or by any of our regular methods  
 \$6.00 USA, \$8.00 Canada Foreign contact us

**WITH a PARTS ORDER –**  
 order CAT-O \$4.00 3 Lbs.

**Clark's Corvair Parts, Inc.**  
 400 Mohawk Trail, Shelburne Falls, Ma. 01370  
 413-625-9776 [www.corvair.com](http://www.corvair.com)



PLUS MANY OTHERS.....THANKS TO ALL OF YOU!!




## A FEW PICTURES FROM THIS SUMMER



Phil and Martha saw this neat rampy when they got off the ship in Hawaii.



There are 3 headgaskets in this picture. The top one is @1/8 inch smaller , and has the dip where it failed. Truck ran great all day Sunday , started it on Monday to use it , and the noise from a blown gasket showed up.



Ron's car finally got a new Red interior. His son Mark did it the day before The Wampsville show . The Old silver (rare!) interior is for sale.



A serious project coming along good. Rick likes to show his talents in different ways sometimes. This is built from scratch with a casket found on the internet.



Beatrice getting ready for more work.



This aircleaner is at Ron's for sale. He also has a nice Corsa dash for sale .



## C.N.Y.C.C. MEMBERSHIP

NAME: \_\_\_\_\_  
STREET ADDRESS: \_\_\_\_\_  
CITY: \_\_\_\_\_ STATE \_\_\_\_\_ ZIP: \_\_\_\_\_  
TELEPHONE: \_\_\_\_\_ E-MAIL: \_\_\_\_\_

ARE YOU A MEMBER OF CORSA? \_\_\_\_\_ PLEASE JOIN NOW! Ask us for details  
HOW MANY CORVAIRS TO YOU OWN? \_\_\_\_\_ PARTS? Y\_\_\_ N\_\_\_

CENTRAL NEW YORK CORVAIR CLUB WELCOMES YOU. PLEASE FEEL FREE TO ADD ANY COMMENTS TO THIS FORM.

Please remit form and dues (\$20.00) to:

Central New York Corvair Club  
Gloria Fear  
P.O. Box 616  
Jamesville, NY 13078

### JOIN US

Corvair Fans come join the Central New York Corvair Club. We are a fun group! We have an outing every month and a business meeting once a month. We have tech sessions every once in a while. We would like new members and new ideas. We are a very social group and wives are always invited. For more information please call Kevin or Gloria Fear at 315-492-9553. We hope to see you at the next meeting.



CENTRAL NY CORVAIR CLUB INC  
PO BOX 616  
JAMESVILLE, NY 13078