



# CORVAIR FAN



CENTRAL NEW YORK CORVAIR CLUB  
FEBRUARY 2012



## IN THIS ISSUE

Page 1— president's column

Page 2— CORSA National invitation

Page 3— tech session info  
Kevin's thank you

Page 4 - activities

Page 5— kitchen corner  
2011 club officers

Page 6— secretary's report

Page 7— Tim's Tech Time and  
Ramblin's

Page 8— Sponsors and ads

Page 9-- Picture Page



The Prez Sez,

January 2012, Happy New Year. The month started out with our monthly meeting at Denny's. Attendance was down, maybe we should meet at Denny's in Orlando Florida. Hopefully its warmer down there than here in upstate New York. The only thing hot in Syracuse is the basketball team, off to their best start in the history of the school.

We also had our after Christmas, Christmas party at Tassones. The prime rib was terrific. We had a great turnout, considering our snow birds on the beaches of Florida, wish I was down there too working on my tan. Getting back to the party, a good time was had by all. Thank you Rita for doing another great job.

Our treasurer, Kevin Fear has been recuperating from recent surgery, hope your feeling better. The Smith's, Lenny and Sherry have left for Georgia. They were a great part of our Club and we will miss them.

Another short message for this month, can't wait till the candy shop reopens.  
Phil CNYCC



# 2012 INTERNATIONAL CONVENTION CORVAIR SOCIETY OF AMERICA Sturbridge, Massachusetts

## You Are Invited!

*The members of the Northeast Corvair Council are your hosts for the 2012 Corvair Society of America's International Convention in Sturbridge, Massachusetts and you are invited! This is the 42nd annual CORSA Convention but the first one to be held in New England. And Sturbridge is New England at its best! Join us for the 2012 CORSA International Convention in Sturbridge. There is so much for you to enjoy here!*

*Who: All CORSA members are welcome to participate, and the public is invited to see the Corvairs that will be on display throughout the event.*

*What: The 2012 Convention will include a full menu of meetings and events for every kind of Corvair enthusiast, including: Concours d'Elegance, Car Display, Road Rally, Autocross, Valve Cover Racing, Special Interest Group Meetings, General Membership Meeting, Tech Sessions, Swap Meet, Parts Vendors, and more. And there will be activities for other members of the family, too, including a Bus Tours, Crafter Exhibits. New England Style Clam Bake, and a big Model Car Contest. The entire Convention will be capped off with a grand Awards Banquet on Saturday night with a special Guest Speaker.*

*When: The Convention begins with a competitive Autocross on Wednesday, July 25, 2012. Then, the very next day, Thursday, July 26, the Convention gets into full swing at our host hotel and continues through Saturday, July 28, 2012.*

## February Tech Session

To be held Sunday February 19th 10:00 at Tim and Rita's, 1396 Daboll Rd, Memphis. If you need directions please Email or call 689-3366.

As mentioned, this will be on building valve cover racers. Tim and Lew are providing a number of valve covers all sand blasted and ready to work on. Tim will have some raw materials available to make them, however if you know what you'd like to use please bring yours too. And remember, they can be decorated any way you'd like! Tim will also have a track set up indoors so they can be tested.

Please bring a dish to pass for the buffet. Gloria is donating a ham to have as the main course.



### TO MEMER'S OF CNYCC

Many thanks to all of you for the delicious fruit basket and the many get well wishes. They were all appreciated very much.

Kevin





## ACTIVITIES

Business meetings are held at Denny's Restaurant, 102 Lawrence Rd ( corner of Lawrence Rd and South Bay Rd ) in N Syracuse. The meeting will start at 7:00 but our waitress is available at 5:30 so you can have something to eat before the meeting if you'd like. Meetings are in the back room, we're given separate checks and if you have an AARP card you can get a 20% discount on your meal.

Feb 2nd

Business meeting Denny's

Feb 19<sup>th</sup>

Tech sessions are back! Good way to make use of winter and in time to get the cars ready for summer. It'll be held at Tim and Rita's and, of course, we'll have one of our bountiful buffets after. Tech session can start at 10:00 to give you plenty of tech time. Bring a dish to pass for the buffet. If there's anything you'd like covered in a tech session, please let Tim know. This month's will be on building valve cover racers. More details in the Fan on this.

March 1<sup>st</sup>

Business meeting Denny's

March 18<sup>th</sup>

Another tech session. May as well take advantage of the time. Again we can hold it at Tim and Rita's. Tech session start time 10:00, buffet to follow.

April 5<sup>th</sup>

Business meeting Denny's

April 22nd

Tentative date – it all depends on what we'll be doing and that will depend on the weather.

May 3<sup>rd</sup>

Business meeting Denny's

May 20<sup>th</sup>

Phil is working on a dinner get together at Beardslee Castle in Little Falls with the Albany area club. Lots more details to be coming on this.

If you have any ideas please let us know. Everything is always subject to change. If there's subjects or projects you'd like covered at tech sessions, please let Tim know so we can plan that too. This all takes advance planning so please try to let us know early enough so we can make our events what you'd like.

Call Tim or Rita at 689-3366 or E mail Tim at N2VZD@aol.com or Rita at ritac44@aol.com





## Kitchen Corner

### Smothered Swiss Steak

2 tsp veg oil  
1 ½ lb boneless beef top round  
1 tsp salt  
1/4 tsp pepper  
1 onion, sliced  
1 carrot, shredded  
1 can mushrooms, drained  
1 can cream of mushroom soup  
1 can ( 8 oz ) tomato sauce  
Salt and pepper steak; brown in oil. Cut into 4 pieces. Combine onions, carrots and mushrooms and put in crockpot. Put beef on top. Mix soup and tomato sauce in skillet. Pour over beef. Cover and cook on low 8 – 10 hours

### Poppyseed Dinner Rolls

1 can refrigerated crescent rolls  
soft butter  
grated cheese, any kind  
poppy seeds  
very finely minced onion  
1 egg, beaten  
Open dough and separate into triangles. Spread with a little butter, sprinkle with a little cheese, a pinch of poppy seeds and sprinkle of onion. Roll into triangles, brush with egg and sprinkle with seeds. Bake as directed.

### Shepherd's Pie

2 lbs grd beef  
1 chopped onion  
1 c peas  
1 c creamed corn  
1 c chopped carrots  
mashed potatoes  
Brown beef and onions. Add peas, carrots And corn and put in casserole dish. Cover with mashed potatoes. Bake at 350° 25 mins.



President  
Phil Domser  
315-732-1262  
E-mail - pdomser1@yahoo.com



Vice President  
Pete Okussick  
315-252-8105  
E-mail - Pokus4@msn.com



Secretary  
Pam Okussick  
315-252-8105  
E-mail - Pokus4@msn.com



Treasurer  
Kevin Fear  
315-492-9553  
E-mail - monza64@aol.com




Membership  
Gloria Fear  
315-492-9553  
E-mail - globug39@aol.com



Editors/ Events  
Tim and Rita Colson  
315-689-3366  
E-mail N2VZD@aol.com or ritac44@aol.com



Web Master  
Jim Smith  
pjsmith264@windstream.net





## Secretary's Report

January 5th 2012

The meeting was called to order by President Phil Domser at 6:53.

No meeting in December so no minutes to approve

Our Treasurer, Kevin, is home recovering from surgery so no treasurer's report was available

### Recall:

Chairman Dave Robinson reported that we have the banquet menu arranged with the hotel and this year's entrees will include Fried Chicken and London Broil. Our room rate will be the same as last year at \$95 a night. Our Cruise In is approved with Fastrac management for Friday night. The restaurant will be open and Dave will check to see if a larger variety of food can be made available to us. It was decided to have the valve cover races Friday night so more people will have a chance to participate rather than on Sunday morning when everyone is packing to leave. If weather is not cooperating, we have permission to set up the track inside. Also, our Recall ad is running in the Communiqué. The lot we use for the autocross is also lined up for our use.

There was a discussion to invite Clark's again as our guests and have them taking orders and offering a discount for Recall guests. Motion made by Lew and seconded by Rita. Motion passed. Phil will invite them.

### Old Business:

Rita asked about a belated Christmas gratuity for our waitress at Denny's. Motion made and passed to give her \$50.

### Tech Sessions:

The first tech session on Feb 19th will be on making valve cover racers. Tim will provide some valve covers and Lew said he would sand blast them. Tim will have some raw materials available to use and will also send a special reminder out to the E-mail members to bring any special parts you'd like to use. He also will have an indoor track set up for testing the cars.

We'll be having ham for our buffet and everyone is asked to bring a dish to pass. Start time for the tech session will be 10:00. As always, we'll have coffee and donuts for the morning.

Suggestions were tossed around for the March tech session. Some mentioned were wiring, carburetors, or gas heaters. Please contact Tim for any subjects you'd like to see covered.

### New Business:

No new business

Motion to adjourn made by Clara, seconded by Dave. Meeting adjourned at 7:40.

Respectfully submitted ,  
Rita Colson, ( substitute for secretary Pam )

## TIM'S TECH TIME AND RAMBLIN'S

GREETINGS AGAIN, from my little \_shop\_in Memphis , NY.

\_ This last months work in my shop included tracking down a few little stubborn bugs that showed up in the loadside project after installing the spyder dash panel. Somebody must have been going nuts trying to find problems in the signal lights. After replacing a missing bulb , I fixed bad sockets and a bad signal switch. Early signal light switches can be a challenge sometimes. First you must get things moving smoothly at the switch and the lever , then adjust the cable.

Next I started cleaning and rebuilding the carburetors that really got messed up by whatever sludge was in the gas tank. I replaced the tank with a "N O S" tank , that was also rusty inside from long time storage. This tank still had the part number on it , and had never been installed , but was in a barn for a long time. I did the clean out and sealer , then the POR15 coating on the outside. I also installed a new stainless sender from Clark's Corvair. They sure look nice! ( I bought another one for my rampy). My next project for Phil's truck is rebuilding the gas heater and installing it. The price of the "burner service kit" is something that stops your heart. It comes in a very small package costing over \$100.00 , but I do not feel safe skipping that step.

I started working on components for my rampy at night. I am going thru the powerglide I saved from the 53,000 mile greenbrier , and the innards look new ,but the case was rotted beyond saving , and correct for a 164 cu inch FC (rare!). I also started on the new motor project. This motor has many upgrades to it. I am hoping the combination of cam , carbs , and other things will be optimum for a good all around travel vehicle.

Also , I am rebuilding another 3:27 differential to use with this setup. All in all , I am dreaming of completion for this spring.

Plans are to put the whole setup that is in the rampside now into the "crampside". I am starting to panic about getting the truck done for summer travels!. Too many things keep cropping up to slow me down. I have a lot of responsibilities with Ham radio things now to add to the load.

As I work on things , I think about ideas for "show and tell" but best I can do to keep moving is take pictures. First thing that I think about when building carburetors , is all the subtle differences in the parts used , that affect the setup and running. I think a lot of things like this get missed when bulk rebuild outfits put them together. I made my own combination for secondary units from 61 and 65 carbs that should work well. Primary units are 65 up. If you want serious sticker shock , buy a pail of carburetor cleaner! I will HAVE to keep better track of what I use it for.

I hope to get a lot more done on shop projects before we have the meeting here. I have to move the truck out , get a chunk of track setup, and get a few things to work with on the bench. Lou is sandblasting and priming a few covers to use . Design of wheels etc will be a challenge we will have to deal with. I have some misc touch up paints here to use up, or you can bring your own.. (lots at real deals dollar store CHEAP)

I plan on having a short section of the old track here to try them on...may work , may not.

There are pictures of some of the things I mentioned throughout this issue.

I have not heard much about other projects going on...??? I have been talking with a guy who is building a neat kit car with a reversed Corvair motor on a VW transaxle . There is a picture of it running on the picture page.

I hear a few of our members have traveled south for a while.. ( they have missed out on our "warm" winter)

This summer will be another very busy one for us here.

I am sure I will come up with other corvair things to show you at our meetings. Any subjects on your mind? Let me know.

Lou found an old issue (March / April 1986 ) Corvanatics , with a feature article on the "crampy" and a cover photo. I tried to scan it , but it will not come out good enough to share. If I find my copy , it may be in better shape to scan. The crampside will be an exciting project, IF I live long enough. I have so much to do first , it will be a long time yet. I have set aside a lot of the parts needed for it , but time is against me yet.

\_I hope I covered everything properly ! Be sure to visit our fine website often, there are constant upgrades. <http://www.cnycorvair.com/>

**Are you watching all the other newsletters we send along for your enjoyment and education ?**

**PLEASE RESIST TEMPTATION TO "REPLY ALL " TO ANY OF MY POSTS! Thank you.**

Regards, Tim Colson



This is my folding table used mostly for first steps of assembling a motor. It has holes in it so the studs from either block half fit thru. This lets me put the crank and cam together without damage. After I get the halves bolted , I move it to the hydraulic table for final assembly and test running. I put new clean cardboard on it for each job. This has worked well for many years now. I also use this table for painting parts at times.



WE WISH TO THANK ALL THE SPONSORS AND SUPPORTERS OF OUR CLUB AND THE RECALL. WITHOUT THE HELP THEY PROVIDE WE COULD NOT DO IT , PLUS THE WORDS " CORVAIR PARTS AND SERVICES" WOULD BE HISTORY..



## DAVE'S AUTO SERVICE

"Complete Collision Service"

Days:

607-898-5240

Nights:

Paul 607-838-8222 - Dave 607-898-9586

Route 222 - Groton, NY 13073



### COTROFELD AUTOMOTIVE

America's Oldest Corvair Shop

\*TOP QUALITY RESTORATIONS\*

\*Over 45 Years of Corvair experience\*  
From Tune-ups to Engine Overhauls  
Transmission & Differential Rebuilds  
Suspension & Brake Overhauls  
Interior & Exterior Restoration  
Economical transport service  
Free Estimates  
Payment Plans

COTROFELD AUTOMOTIVE, Inc.  
PO Box 235  
East Arlington, VT. 05252  
802-375-6782

\*Call or write for FREE brochure\*



635-5681 7AM — 7PM  
MONDAY – FRIDAY

## HOWARD SHARP'S FINE ANTIQUE AUTOS

Specializing in  
Antique Vehicles, Tractors, Snowmobiles, Gas Pumps, and  
Parts

Hershey Spots: CS 68-70  
40 N. Main Street  
Fairport, NY 14450  
Cell 24/7: 585-738-1415  
Home: 585-425-1189  
Email: dougie49@frontiernet.net



This will be **THE Catalog**  
until 2013

Includes → All our **NEW** parts, **KITS**,  
many improvements and updates.

**Over 6** solid months  
in the making!  
updates on 80% of pgs!

### Over

670 pages  
1900 photos  
1100 sketches

### Over

500 exploded diagrams  
15,000 parts listed  
11,000 index entries

Thicker  
than  
ever!



### M - O - R - E

Clark Multi Kit choices

**You need THIS Catalog!**

### ► HOW TO GET ONE?

**Rush Order – JUST THE CATALOG** order over  
the internet or by any of our regular methods  
\$6.00 USA, \$8.00 Canada Foreign contact us

**WITH a PARTS ORDER –**  
order CAT-O \$4.00 3 Lbs.

**Clark's Corvair Parts,® Inc.**

400 Mohawk Trail, Shelburne Falls, Ma. 01370  
413-625-9776 [www.corvair.com](http://www.corvair.com)



7574 VAN BUREN ROAD, BALDWINVILLE, NY  
638-2556 **MON - FRI 8:00 - 5:30**  
[www.benwoodautoparts.com](http://www.benwoodautoparts.com)

A COMPLETE STOCK OF LATE MODEL USED PARTS  
USED, NEW, AND REBUILT PARTS  
COMPUTERIZED INVENTORY SYSTEM  
ALL PARTS CLEANED AND TESTED


PLUS MANY OTHERS.....THANKS TO **ALL** OF YOU!!




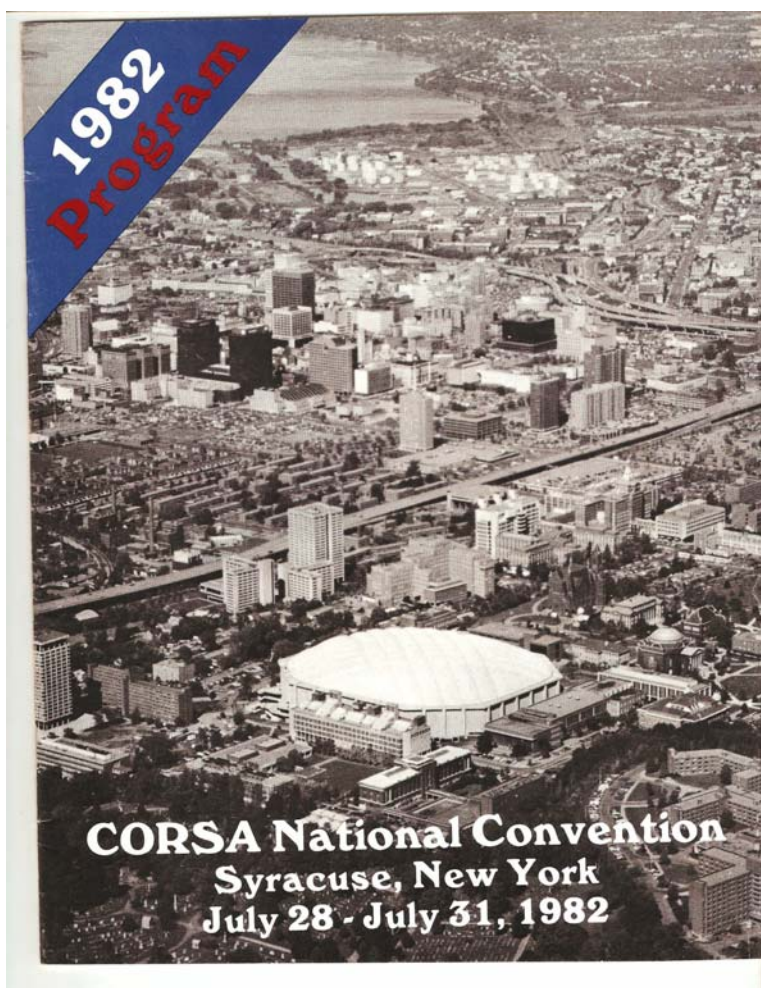


## PICTURE PAGE

SOME MORE PICTURES OF THE FUN WE HAVE HAD IN THE PAST  
MOST of our events included some darn good eating!



THESE PAGES ARE FROM OUR PROGRAM FOR THE 1982 CORSA CONVENTION  
WERE YOU THERE?



## C.N.Y.C.C. MEMBERSHIP

NAME: \_\_\_\_\_  
STREET ADDRESS: \_\_\_\_\_  
CITY: \_\_\_\_\_ STATE \_\_\_\_\_ ZIP: \_\_\_\_\_  
TELEPHONE: \_\_\_\_\_ E-MAIL: \_\_\_\_\_

ARE YOU A MEMBER OF CORSA? \_\_\_\_\_ PLEASE JOIN NOW! Ask us for details  
HOW MANY CORVAIRS TO YOU OWN? \_\_\_\_\_ PARTS? Y\_\_\_ N\_\_\_

CENTRAL NEW YORK CORVAIR CLUB WELCOMES YOU. PLEASE FEEL FREE TO ADD ANY COMMENTS TO THIS FORM.

Please remit form and dues (\$20.00) to:

Central New York Corvair Club  
Gloria Fear  
P.O. Box 616  
Jamesville, NY 13078



### Corvair Fans

Come and join the Central New York Corvair Club. We are a fun group! We have an outing every month and a business meeting once a month. We have tech sessions every once in a while. We would like new members and new ideas. We are a very social group and wives are always invited. For more information please call Sherry or Lenny Smith at 315-697-7596. We hope to see you at the next meeting.



CENTRAL NY CORVAIR CLUB INC  
PO BOX 616  
JAMESVILLE, NY 13078